

### 2009 Tennessee Schedule

Date	Opponent	Time/Result
Sept. 5	Western Kentucky (SEC)	W 63-7
Sept. 12	UCLA (ESPN)	L 15-19
Sept. 19	*at Florida (CBS)	L 13-23
Sept. 26	Ohio (PPV)	W 34-23
Oct. 3	*Auburn (ESPN)	L 22-26
Oct. 10	*Georgia (SEC)	W 45-19
Oct. 24	*at Alabama (CBS)	3:30 p.m. ET
Oct. 31	*South Carolina (ESPN)	7:45 p.m. ET
Nov. 7	Memphis	
Nov. 14	*at Mississippi	
Nov. 21	*Vanderbilt	
Nov. 28	*at Kentucky	

\* Southeastern Conference game

### 2009 Alabama Schedule

Date	Opponent	Time/Result
Sept. 5	Virginia Tech (Atlanta)	W 34-24
Sept. 12	Florida International	W 40-14
Sept. 19	North Texas	W 53-7
Sept. 26	*Arkansas	W 35-7
Oct. 3	*at Kentucky	W 38-20
Oct. 10	*at Mississippi	W 22-3
Oct. 17	* South Carolina	W 20-6
Oct. 24	*Tennessee	2:30 p.m. CT
Nov. 7	*LSU	
Nov. 14	*at Mississippi State	
Nov. 21	Tennessee-Chattanooga	
Nov. 28	*at Auburn (CBS)	

\* Southeastern Conference game

### SEC Standings

East	SEC	All	West	SEC	All
Florida	4-0	6-0	Alabama	4-0	7-0
Georgia	3-2	4-3	LSU	3-1	5-1
S. Carolina	2-2	5-2	Auburn	2-2	5-2
Tennessee	1-2	3-3	Mississippi	1-2	4-2
Kentucky	1-3	3-3	Miss. St.	1-2	3-4
Vanderbilt	0-4	2-5	Arkansas	1-3	3-3

### On The Air

#### Television

CBS  
Play-by-Play: Verne Lundquist  
Analyst: Gary Danielson  
Sideline: Tracy Wolfson



#### Radio

Vol Network (StadiumCast: 89.7 FM)  
Play-by-Play: Bob Kesling  
Analyst: Tim Priest  
Sideline: Mike Stowell



#### XM Satellite Radio

UT Broadcast: Channel 144  
Sirius "Best of XM": 123



### The Matchup

Oct. 24 ♦ Bryant-Denny Stadium ♦ 2:30 p.m CT ♦ CBS

	Tennessee	Alabama
<b>Record</b>	3-3 (1-2 SEC)	7-0 (4-0 SEC)
<b>Ranking</b>	NR/NR	AP - 1/ Coaches - 2
<b>Head Coach</b>	Lane Kiffin (Fresno State 1998)	Nick Saban (Kent State 1973)
<b>Overall</b>	3-3 (.500)	117-50-1 (.699)
<b>At School</b>	Same	26-8 (.764)
<b>Series Slate</b>		Alabama leads 46-38-7

### Quick Hits

- **Series History:** Alabama holds a 48-36-7 advantage in the all-time series dating to 1901, but the series is tied at 4-4 in games played in Tuscaloosa. Tennessee's last win at Alabama was a 51-43, five-overtime thriller in 2003.

- **Last Meeting:** Tennessee failed to capitalize on early Alabama mistakes and was eventually worn down defensively in a 29-9 loss at Neyland Stadium last season. The Vols scored one touchdown and Daniel Lincoln kicked two field goals in the loss.

- **Streaking No More:** For much of its history, the UT-Alabama rivalry has been characterized by long winning streaks, but no team has won three straight since Tennessee won seven in a row from 1995-2001.

- **Vs Top-Ranked Foes:** Tennessee takes on its second top-ranked opponent of the season as Alabama moved to No. 1 in the Associated Press Poll on Oct. 18.

- **Vs No. 1:** Tennessee is taking on a team ranked atop either Coaches or AP Poll for the second time this season and the 10th time in program history. The Vols are 2-7 all-time in those games.

- **October is Important:** Tennessee plays the third of a four-game stretch through the month of October that is critical to its bowl hopes. The Vols dropped a close game vs. Auburn to open the month, but rebounded with a convincing win over Georgia a week later. They have contests remaining at Alabama and vs. South Carolina. Against its October opponents, Tennessee has won just 51 percent of its games all-time. UT's has won 74 percent of its games against its November opponents.

- **On Oct. 24:** Tennessee is 11-2-2 all-time on Oct. 24 and has not lost on that date since 1924. The Vols last game on Oct. 24 was a 35-18 drubbing of Alabama in 1998.

- **A win would:** A win would put the Vols over the .500 mark for the first time since winning the season opener. It would also mark Lane Kiffin's first win over a ranked team and give the new head coach a 2-1 mark vs. UT's three biggest rivals.

- **A loss would:** A loss would put the Vols below .500 for the third time this season and give Tennessee its first three-game losing streak in the series since 1990-92.

### Hardesty Among SEC's Top Backs

Senior tailback Montario Hardesty is the feature back in UT's offense after three seasons as a backup. In six starts during the 2009 season, Hardesty has produced rushing efforts of 160, 89, 96, 140, 90 and 97 yards and scored six rushing touchdowns, one in each game.

The New Bern, N.C., native is averaging 112.0 yards per game and 5.4 yards per carry. He currently ranks 12th in the nation and fourth in the SEC in rushing yards per game. He is on pace for 1,344 rushing yards in 2009.

Hardesty has reeled off 23 runs of 10 yards or more, including five 20-plus yard treks and touchdown runs of 39 and 43 yards. His six rushing touchdowns rank second in the SEC.

He became the 27th back in school history to eclipse the career 1,500-yard mark with a 140-yard effort vs. Ohio and now ranks 20th in school history with 1,718 yards. Hardesty has scored 19 career rushing touchdowns, which ranks 14th in program history.

Hardesty rushed for 1,046 yards in his first three seasons and worked primarily as a goal line back in 2008, scoring six touchdowns.

Thanks in large part to Hardesty, the Vols are rolling up an average of 183.7 yards per game on the ground and have scored 10 rushing touchdowns. The Vols rank fifth in the SEC and 35th in the nation in rushing offense.

#### Hardesty's 2009 Rushing Stats

Att.	Gain	TD	Per Car.	Per Gm.
125	672	6	5.4	112.0

### Crompton Improved in Last Two Games

Senior quarterback Jonathan Crompton has made strides in his last two games after struggling through the three of the first four contests this season.

Through four games, Crompton had completed 62 of 105 passes for 641 yards for a .590 completion percentage and 160.25 yards per game. He threw seven touchdown passes and eight interceptions. In his last two games, the Waynesville, N.C., native has completed 40 of 70 passes for 569 yards and six touchdowns vs. just one interception.

In just his last five quarters, Crompton has completed 68.8 percent of his passes (33-of-48) for 491 yards and six touchdowns. His quarterback rating through four games was 114.20, and in the last two games it is 150.85.

Crompton was named SEC Offensive Player of the Week and AT&T All-American Player of the Week for completing 20-of-27 passes for 310 yards and four touchdowns vs. Georgia.

# Tennessee Football Media Services (All Times Eastern)

Sunday	Monday	Tuesday	Wednesday	Thursday	Friday	Saturday
Lane Kiffin Show 9 a.m. ET	Practice 4:15 p.m.	Media Day 11:30 a.m. ET  Kiffin Teleconference Noon ET  Practice 4:15 p.m. ET  UT Preview Feed 4:15-4:30 p.m.	SEC Teleconference 11 a.m. ET Kiffin - 11:40  UT Teleconference 1 p.m. ET  Practice 4:15 p.m. ET	Practice 4:15 p.m. ET	Walk-Through (Closed)  Walk-Through	at Alabama 2:30 p.m. ET (CBS)

## Tennessee Media Relations

Phone: 865-974-1212

Fax: 865-974-1269

### Football Contacts

Bud Ford                      Assoc. AD - Media Relations  
Cell:                              865-567-6287  
E-mail:                            bford@tennessee.edu

John Painter                      Assoc. SID  
Cell:                                865-414-1143  
E-mail:                            jpainter@tennessee.edu

Tony Williams                      Intern  
Cell                                 865-850-4753  
E-mail:                            williamst@utk.edu

### Additional Media Relations Staff

**Associate AD:** Debby Jennings

**Associate SIDs:** Tom Satkowiak, Eric Trainer

**Assistant SIDs:** Brian Davis, Cameron Harris

**Secretary:** Susie Treis

**Graduate Assistants:** Amanda Pruitt, Marcus Dittmer, Zach Stipe, Lindsey Williford

**Student Assistants:** Donnie Conley, Erin Exum, Tony Geist, Christen Kardatzke, Abigail Mallick, Genna Pinto, Betsy Poore, Drew Rutherford, Megan Stinnett.

### Tennessee Sports Information Department

Room 255, Stokely Athletics Center

### Mailing Address

P.O. Box 15016  
Knoxville, TN 37901-5016

### Overnight Address

Men's Sports Information  
1720 Volunteer Blvd.  
Knoxville, TN 37996

## Lane Kiffin Interview Opportunities

### Post-Practice

Head Coach Lane Kiffin addresses the media following practices on Monday, Wednesday and Thursday either at Haslam Field or inside the Neyland-Thompson Sports Center.

### Tuesday Teleconference

Kiffin participates in a conference call for out-of-town media at noon each Tuesday prior to holding his weekly press conference. The call lasts for 30 minutes and can be accessed by dialing 212-812-4494. Passcode is 8934 8710.

### Tuesday Media Day

Following his teleconference each Tuesday, Kiffin will meet with media members in person inside the Neyland Stadium Media Center. The press conference begins at 12:30 p.m. and lasts for 30 minutes.

### Wednesday SEC Teleconference

The SEC teleconference begins at 11 a.m. each Wednesday with each SEC coach available for 10 minutes. Lane Kiffin begins at 11:40 a.m. Contact the SEC Media Relations Office for the confidential phone number.

### By Appointment

Additional interview requests can be made through John Painter in the Media Relations Office. Every attempt will be made to fulfill those requests.

## Coordinator Interview Opportunities

### Thursday Post-Practice

Offensive coordinator Jim Chaney and defensive coordinator Monte Kiffin will speak with the media for 5-10 minutes following Thursday practice each week. This will serve as the only interview opportunity for the coordinators. Coordinators will not be available for comment during Tuesday Media Day.

## Assistant Coach Interview Opportunities

### Monday and Wednesday Post-Practice

If requests are made to the UT Media Relations Office prior to the end of practice on Monday and Wednesday, selected assistant coaches will be asked to speak to the media briefly following the workout. Assistant coaches who speak to the media on Monday will not be asked to speak again on Wednesday. Assistant coaches will not be available for comment during Tuesday Media Day or after games on Saturday.

## Player Interview Opportunities

### Monday and Wednesday Post-Practice

Requests should be made prior to or during practice on Monday and Wednesday. Players who are requested will be available for 5-10 minutes at Haslam Field or inside the Neyland-Thompson Sports Center. Players who participate at Media Day on Tuesday or on the Wednesday teleconference may not be made available after Wednesday's practice.

### Tuesday Media Day

Players requests should be made to the UT Sports Information staff prior to the end of Monday's practice. Five to seven players will be available between 11:30 a.m. and 1 p.m. inside the Neyland Stadium Media Center.

### Wednesday Teleconference

Requests for players should be made by Tuesday at 2 p.m. Two to four players will be made available via conference call beginning at 1 p.m. The call lasts 30 minutes and can be accessed by dialing 212-812-4494. Passcode is 8934 8710.

## Satellite Coordinates

### Lane Kiffin Show

\*Sunday 8:45-10 a.m.

\* Sunday, September 6, begins at 8:30 a.m.

### Lane Kiffin Press Conference

Tuesday 12:30-1 p.m.

### Preview Feed

Tuesday 4:15-4:30 p.m.

### Coordinates for All Three Shows:

(Digital Ku) Horizons 2, Transponder 7, Slot/Channel A  
Uplink: 14246.5 V, Downlink 11946.5 H  
Symbol Rate: 6.1113; Data Rate: 8.4480; FEC: 3/4  
Aspect Ratio: 4x3

## On The Internet

**UTsports.com** - Tennessee's official athletics Web site serves as a tremendous resource for in-depth information on current and historical UT student-athletes, coaches and teams. The football page includes links to all-time career stats, all-time lettermen, UT's NFL draft history, bowl and championship history and more.

**SECsportsmedia.com** - Media covering the SEC have their own Web site to get the latest information on the league. Through the services of Sports Systems Inc., the site has the latest updated standings, results, schedules, statistics and notes and PDF versions of all SEC releases and media guides. On the site, the SEC has a Digital Image Platform that provides access to the SEC's latest photographs, images and logos, and links to all of the SEC school media Web sites and home pages.

**Offensive Coaches**

**On the Field**

Lane Kiffin (Head Coach - Play Caller)  
 Eddie Gran (Running Backs/Special Teams)  
 James Cregg (Offensive Line)  
 David Reaves (Quarterbacks)  
 Frank Wilson (Wide Receivers)

**In the Booth**

Jim Chaney (Offensive Coordinator)

**Vols Finding Big-Play Potential**

Tennessee has produced six plays of 20 yards or more in each of the last two games, and five of those 12 plays have gone for touchdowns.

Excluding the Western Kentucky game, Tennessee was averaging 2.6 plays of 20 or more yards per game entering the Auburn contest.

The Vols also developed some explosiveness vs. Georgia, scoring on drives of three plays or less three times. In the Vols' previous four games, they produced only one touchdown drive of three plays or less, and that came off a UCLA turnover in its own red zone.

**Re-Worked O-Line Protecting QB**

After three games, the Tennessee offensive line underwent a makeover that saw Cory Sullins step in at left guard in place of an injured Vladimir Richard and Aaron Douglas take over at right tackle in place of Jarrod Shaw.

In the three games since, the Vols have surrendered just two sacks, but none in the last two games. In those three contests, the Vols also posted an average of 163.3 yards per game on the ground compared to 116 yards per contest in the Vols' second and third games of the season.

The Vols rank 16th nationally in sacks allowed with six through six games and 35th nationally in rushing offense with 183.67 yards per game.

Tennessee's current starting lineup features only two returning starters in Chris Scott and Jacques McClendon who have combined to start 51 games in their careers. The other three starters have played in just 24 career games and have 12 starts between them.

**Tennessee Offensive Line Starters (Ohio-Georgia)**

Pos.	Starter	GP	Starts
LT	Chris Scott	39	32
LG	Cory Sullins	8	3
C	Cody Sullins	11	6
RG	Jacques McClendon	42	19
RT	Aaron Douglas	5	3

**Sullins Brothers Living Dream**

Tennessee's twin offensive linemen Cody and Cory Sullins have seen their football careers take similar paths. Both began at UT as walk-ons and eventually earned scholarships from former UT head coach Phillip Fulmer. Now, both have taken the next step and earned their way into the playing rotation on the offensive line.

Cody is the Vols' starting center, and has started six consecutive games this season after winning the job over an injured Josh McNeil in preseason camp. Cory served as a backup in the first three games, but earned starts at guard vs. in the last three games.

The two brothers grew up in Cottontown, Tenn., and were Tennessee fans throughout their childhood. They are the fourth set of identical twins to play at Tennessee (Jim/Mike Mondelli-1966-68, Rob/Ron Frere-1970-72, Reggie/Raleigh McKenzie-1981-84).

**Brown Continues to Impress**

Complementing senior tailback Montario Hardesty in the UT backfield is true freshman Bryce Brown, who signed with Tennessee as the No. 1-ranked recruit in the nation in the 2009 class.

This season, Brown has carried 55 times for 250 yards and two touchdowns, good for an average of 4.5 yards per carry. He has also shown flashes as a pass-catcher with eight catches for 105 yards and a score.

Brown scored his second-career touchdown on a 1-yard run in the fourth quarter of the Georgia game and led the Vols in receiving yards for the second time vs Ohio, producing 116 yards of total offense (56 rushing, 60 receiving) in the contest.

Through six games, Brown has 62 offensive touches for 355 total yards, good for a 5.7-yards per play average.

**Jones Becoming Threat at Receiver**

Junior wideout Gerald Jones has overcome an ankle injury suffered in preseason camp and made himself the Vols' top wide receiver threat through six games.

Jones caught just three passes in his first three games of the season after sitting out the Western Kentucky game due to injury. In the last two games, Jones has caught 12 passes for 180 yards and two touchdowns.

He set a career high for receptions with seven in the Auburn game and a career high for receiving yards with 105 in the Georgia game. He was Tennessee's first 100-yard receiver in 15 games.

**Gerald Jones This Season**

Games	Rec.	Yds.	TD
Games 2-4	2	25	0
Games 5-6	12	180	2

**Stocker Emerging as Favorite Target**

Junior tight end Luke Stocker has six catches for 114 yards in the last two games. On the season, Stocker has 10 catches after making only 13 grabs a season ago.

He is leading all Tennessee receivers at 14.7 yards per catch and has scored two touchdowns after not scoring at all in 2008.

Stocker has also contributed to UT's big-play success in the last two contests as he has two catches of more than 20 yards, one in each of contest.

**Tracking The True Freshmen**

Tennessee has played no fewer than seven true freshmen in each of their six games this season. Among those players are offensive standouts Bryce Brown, David Oku, Nu'Keese Richardson and Marsalis Teague.

The four have combined for 93 offensive touches and 625 total yards, good for 104 yards per game and 6.7 yards per touch.

Oku and Richardson are combining to average 21.4 yards per kickoff return as well.

**UT in the Polls**

Week-by-Week	Coaches	AP	Harris	BCS
Preseason	RV	RV	--	--
Week 1	RV	RV	--	--
Week 2	NR	NR	--	--
Week 3	NR	NR	--	--
Week 4	NR	NR	NR	--
Week 5	NR	NR	NR	--
Week 6	NR	NR	NR	--
Week 7	NR	NR	NR	NR
Week 8				
Week 9				
Week 10				
Week 11				
Week 12				
Week 13				
Week 14				
Final				

**USA Today Coaches Poll (Week 7)**

1. Florida (49)	6-0	1. Florida (77)	6-0
2. Alabama (9)	7-0	2. Alabama (33)	7-0
3. Texas (1)	6-0	3. Texas (4)	6-0
4. USC	5-1	4. USC	5-1
5. Boise State	6-0	5. Boise State	6-0
6. Cincinnati	6-0	6. Cincinnati	6-0
7. TCU	6-0	7. Iowa	7-0
8. Iowa	7-0	8. TCU	6-0
9. Miami (FL)	5-1	9. LSU	5-1
10. LSU	5-1	10. Miami (FL)	5-1
11. Penn State	6-1	11. Penn State	6-1
12. Oklahoma State	5-1	12. Oregon	5-1
13. Georgia Tech	6-1	13. Georgia Tech	6-1
14. Oregon	5-1	14. Oklahoma State	5-1
15. Virginia Tech	5-2	15. Virginia Tech	5-2
16. Brigham Young	6-1	16. Brigham Young	6-1
17. Ohio State	5-2	17. Ohio State	5-2
17. Houston	5-1	18. Houston	5-1
19. Pittsburgh	6-1	19. Utah	5-1
20. Utah	5-1	20. Pittsburgh	6-1
21. Kansas	5-1	21. Kansas	5-1
22. West Virginia	5-1	22. Texas Tech	5-2
23. South Carolina	5-2	23. West Virginia	5-1
24. Texas Tech	5-2	24. South Florida	5-1
25. Mississippi	4-2	25. Oklahoma	3-3

**Associated Press Poll (Week 7)**

1. Alabama (39)	7-0	1. Florida (6-0)	.989
2. Florida (20)	6-0	2. Alabama (7-0)	.959
3. Texas	6-0	3. Texas (6-0)	.891
4. USC	5-1	4. Boise St. (6-0)	.808
5. Cincinnati	6-0	5. Cincinnati (6-0)	.787
6. Boise State	6-0	6. Iowa (7-0)	.787
7. Iowa	7-0	7. USC (5-1)	.770
8. Miami (FL)	5-1	8. TCU (6-0)	.714
9. LSU	5-1	9. LSU (5-1)	.708
10. TCU	6-0	10. Miami (5-1)	.627
11. Georgia Tech	6-1	11. Oregon (5-1)	.585
12. Oregon	5-1	12. Ga. Tech (6-1)	.570
13. Penn State	6-1	13. Penn St. (6-1)	.498
14. Oklahoma St.	5-1	14. Va. Tech (5-2)	.495
15. Virginia Tech	5-2	15. Okla. St. (5-1)	.404
16. Brigham Young	6-1	16. BYU (6-1)	.299
17. Houston	5-1	17. Houston (5-1)	.266
18. Ohio State	5-2	18. Utah (5-1)	.251
19. Utah	5-1	19. Ohio St. (5-2)	.222
20. Pittsburgh	6-1	20. Pitt (6-1)	.201
21. Texas Tech	5-2	21. Wisconsin (5-2)	.118
22. West Virginia	5-1	22. Arizona (4-2)	.114
23. South Carolina	5-2	23. W. Virginia (5-1)	.111
24. Kansas	5-1	24. S. Carolina (5-2)	.104
25. Oklahoma	3-3	25. Kansas (5-1)	.097

**Harris Poll (Oct. 18)**


1. Florida (77)	6-0
2. Alabama (33)	7-0
3. Texas (4)	6-0
4. USC	5-1
5. Boise State	6-0
6. Cincinnati	6-0
7. Iowa	7-0
8. TCU	6-0
9. LSU	5-1
10. Miami (FL)	5-1
11. Penn State	6-1
12. Oregon	5-1
13. Georgia Tech	6-1
14. Oklahoma State	5-1
15. Virginia Tech	5-2
16. Brigham Young	6-1
17. Ohio State	5-2
18. Houston	5-1
19. Utah	5-1
20. Pittsburgh	6-1
21. Kansas	5-1
22. Texas Tech	5-2
23. West Virginia	5-1
24. South Florida	5-1
25. Oklahoma	3-3

**BCS Standings (Oct. 18)**

1. Florida (6-0)	.989
2. Alabama (7-0)	.959
3. Texas (6-0)	.891
4. Boise St. (6-0)	.808
5. Cincinnati (6-0)	.787
6. Iowa (7-0)	.787
7. USC (5-1)	.770
8. TCU (6-0)	.714
9. LSU (5-1)	.708
10. Miami (5-1)	.627
11. Oregon (5-1)	.585
12. Ga. Tech (6-1)	.570
13. Penn St. (6-1)	.498
14. Va. Tech (5-2)	.495
15. Okla. St. (5-1)	.404
16. BYU (6-1)	.299
17. Houston (5-1)	.266
18. Utah (5-1)	.251
19. Ohio St. (5-2)	.222
20. Pitt (6-1)	.201
21. Wisconsin (5-2)	.118
22. Arizona (4-2)	.114
23. W. Virginia (5-1)	.111
24. S. Carolina (5-2)	.104
25. Kansas (5-1)	.097

# Notes on the Defense/Special Teams

## Neyland Stadium



### • Neyland Stadium Quick Facts:

**Built:** 1921 as Shields-Watkins Field  
**Dedicated:** Oct. 20, 1962, as Neyland Stadium  
**Surface:** Natural Grass  
**Capacity:** 100,011  
**Attendance Record:** 109,061 vs. Florida (2004)  
**All-Time Record:** 425-106-17  
**Winning Seasons:** 77 (last in 2008)  
**Undefeated Seasons:** 36 (last in 2007)  
**Longest Winning Streak:** 30 games (1928-1933)  
**Longest Losing Streak:** 4 games (Two times)

• **100,000 Strong:** Neyland Stadium's current capacity is 101,011, making it the nation's fourth-largest college football venue trailing Penn State's Beaver Stadium (107,282), Michigan Stadium (106,201) and Ohio State's Ohio Stadium (102,329).

• **Second Nationally in Total Wins:** Tennessee has won 425 all-time games at Neyland Stadium. Only Georgia Tech's Bobby Dodd Stadium (432 wins) has hosted more victories for its team—and Bobby Dodd Stadium (1913) opened eight years before Neyland Stadium (1921).

• **.792 All-Time Winning Percentage:** The 2009 season marks Tennessee's 88th year of football in Neyland Stadium. The Volunteers own a 425-106-17 all-time record at home, giving them a Rocky Top winning percentage of .792.

• **Crowds of More than 100,000:** In their last 89 home games at Neyland Stadium, the Tennessee Vols have played in front of crowds of at least 100,000 fans 82 times. Since the stadium's capacity was expanded to more than 100,000 in 1996, the Vols have had just seven home crowds of less than six figures.

• **Retired Jerseys:** A group of seven celebrated Volunteers now have their respective jerseys permanently displayed on lighted signage just below the upper deck at Neyland Stadium.

92	Reggie White	1980-83
16	Peyton Manning	1994-97
91	Doug Atkins	1950-52
62	*Clyde "Ig" Fuson	1942
49	*Rudy Klarer	1941-42
32	*Bill Nowling	1940-42
61	*Willis Tucker	1940

\* Died serving in WWII. Numbers are retired in honor of their service in the United States military.

## Defensive Coaches

### On the Field

Monte Kiffin (Defensive Coordinator)  
 Ed Orgeron (Defensive Line)  
 Lance Thompson (Linebackers)

### In the Booth

Willie Mack Garza (Secondary)

## Kiffin's Defense Making Mark Each Game

Through six games, the Tennessee defense ranks 10th nationally in passing defense and 13th nationally in total defense. The Vols are surrendering 161.8 passing yards per game and 272 total yards per game. The Vols also rank third in the SEC in tackles for loss with 40.

The cumulative stats through six games are impressive, but the UT defense has had something else to hang its hat on in each game this season.

• **Western Kentucky:** Allowed 83 yards of total offense and posted 12 tackles for loss and five sacks.

• **UCLA:** Did not allow the Bruins a first down on six of 13 possessions.

• **Florida:** Posted eight tackles for loss and three sacks while holding Gators to lowest passing yardage total of the season.

• **Ohio:** Held Ohio to just 21 total rushing yards and one rushing yard in the first half

• **Auburn:** Held Tigers to their then-lowest point total of the season and allowed just two touchdowns, fewer than any other team has surrendered this season

• **Georgia:** Did not allow Bulldogs into the red zone and surrendered just 85 total yards in the second half.

## Vols Dominant in Fourth Quarter

Through six games, the Tennessee defense is allowing an average of 62 yards per game and 2.1 points in the fourth quarter. The Vols have allowed just 13 points to be scored in the fourth quarter while scoring 66.

The Vols opened the season by playing 49 fourth-quarter minutes without allowing a point before surrendering a field goal to Ohio. After giving up a touchdown and a field goal to Auburn in the final frame, the Vols returned to form vs. Georgia and held the Bulldogs to 76 total yards and no points.

### Tennessee Defense in the Fourth Quarter

Game	Yards	TO	Punts	Pts.
WKU	1	2	2	0
UCLA	-5	0 (Safety)	1	0
Florida	74	1	1	0
Ohio	127	0	0	3
Auburn	94	0	1	10
Georgia	76	1	1	0
<b>Total</b>	<b>372</b>	<b>4</b>	<b>6</b>	<b>13</b>

## Youth Being Served on Defense as Well

Tennessee has played at least four true freshmen on defense in each of the last three games. Safety Janzen Jackson has started five contests this season, while defensive tackle Montori Hughes and linebacker Greg King are also seeing significant snaps on defense.

Jackson is seventh on the team in tackles with 22, while Hughes has eight total stops including two for a loss. King missed the Georgia game with an injury but played well at Florida and vs. Ohio and Auburn. He has eight tackles and one TFL this season.

## McCoy Shining in Reveiz's Absence

Tennessee lost starting middle linebacker and team captain Nick Reveiz in the Ohio game and has seen weakside linebacker Rico McCoy step up in his absence. McCoy led the team in tackles for the third-straight game vs. Georgia, posting nine stops to go with a pass break-up and a quarterback hurry. The Washington, D.C., native posted a career-high 16 tackles a week earlier vs. Auburn and has led the team in stops 17 times in his career.

He leads the team at the halfway point with 53 stops after posting 87 a year ago. His 53 tackles (8.8 per game) rank fourth in the SEC as well.

### McCoy's Defensive Stats

Year	G	Tackles	Per Game	TFL	FF
2008	12	87	7.25	3.5	0
2009	6	53	8.83	2	2

## Berry A Standout in New Role

Junior defensive back Eric Berry entered the 2009 campaign in search of the school record for career interceptions and the NCAA record for career interception return yards, but a change in coordinators has forced Berry into a new role playing closer to the line of scrimmage.

While Berry is second nationally among active players in interceptions with 13, he is also second on the team and seventh in the Southeastern Conference in tackles with 50, an average of 8.3 per game. He is also tied for third on the team in tackles for loss with 4.5 for eight yards. In his first two seasons, Berry averaged six stops per game and 5.25 tackles for loss per season.

He tied his career high with 14 stops vs. Auburn, and has posted three double-digit tackle games this season and seven in his career.

He got back into his big-play act vs. Georgia, posting a 46-yard fumble return that set up UT's final score. He has 101 career fumble return yards on three returns.

## Walker Becoming Playmaker at End

Junior defensive end Chris Walker was one of the first players to be singled out by new head coach Lane Kiffin as having the potential to be a star on defense. Through six games as a starter, Walker has lived up to expectations with team highs in tackles for loss (5.5), sacks (4) and interceptions (2).

The defensive line as a whole has accounted for 16 tackles for loss and eight sacks. Walker returned his first interception for a touchdown in the Ohio game, and his second interception in the Georgia game led to UT's first touchdown.

### Tennessee Defensive Linemen

Name	TFL	Sack	FF	FR	QBH
Walker	5.5	4.0	1	0	1
D. Williams	2	0	0	0	5
G. Williams	0.5	0	0	1	4
Martin	3	2	0	0	0
Bohannon	1	1	1	0	0
Brown	1.5	1	0	0	1
Hughes	2	0	0	0	1
Fowlkes	0.5	0	0	0	0

## Eric Berry

### #14, Defensive Back

#### Fairburn, Ga.

#### Notables

- **Jim Thorpe, Walter Camp and Chuck Bednarik Watch Lists:** After a stellar 2008 season, Berry has been added to the watch lists for the 2009 Jim Thorpe Award, presented to the nation's top defensive back, as well as for the Walter Camp Player of the Year Award and the Chuck Bednarik Award. Berry was a Thorpe Award finalist last season and a Walter Camp first-team All-America selection.
- **2008 NCAA Consensus All-America:** Berry became just the 12th player in Tennessee history and one of only nine players nationwide to earn Consensus All-America honors in 2008. He was also named preseason First-Team All-America by every publication and media outlet prior to the 2009 season.
- **2008 SEC Defensive Player of the Year:** The Southeastern Conference coaches voted Berry the 2008 Defensive Player of the Year after he had one of the best seasons ever by a Tennessee defensive back. He finished third on the team with 72 tackles and posted an FBS-best seven interceptions. He returned those interceptions for a single-season school and conference record 265 yards, scoring two touchdowns along the way.
- **SEC Career Interception Return Leader:** Berry snagged seven interceptions and posted 265 interception return yards in 2008. Added to his five picks and 222 interception return yards from 2007, he now ranks atop the Southeastern Conference career list with 487 total pick return yards. He stands just 15 yards shy of the NCAA record held by Terrell Buckley of Florida State.

#### What They're Saying

- "Eric is such a great leader. It's hard to remember I think for all of us that he just finished his sophomore year. You feel like he's a five-year NFL vet or something because he's so professional by the way he goes about his business on and off the field." - Lane Kiffin, UT head coach
- "He is the whole package. He doesn't like football; he loves it. If I'm a GM in the NFL, I'm taking Eric Berry with whatever pick I have." - Monte Kiffin, UT defensive coordinator.
- "He's very physical and he is just a playmaker." - Tim Tebow, Florida QB
- "Absolutely delightful person. Witty, grounded, engaging. I could go on." - Pat Forde, ESPN.com

#### Honors and Awards

- 2008 Consensus All-America
- 2008 SEC Defensive Player of the Year
- 2008 Tennessee Sports Writers Player of the Year
- 2008 Jim Thorpe Award Finalist
- 2008 SEC Defensive Player of the Year
- 2007 Freshman All-America

#### Career Statistics

Year	G	UT	AT	TT	Sacks/	TFL/	FR/	PD	INT/	High
					Yds	Yds	FF		Yds	Tackle
2007	14	57	29	86	0/0	2/3	1	2/55	9	5/222 14-Ky
2008	12	44	28	72	3/11	8.5/21	0	0	13	7/265 11-Ala
2009	6	35	15	50	0/0	4.5/8	0	1/46	5	1/0 14-AU
<b>Totals</b>	<b>32</b>	<b>136</b>	<b>72</b>	<b>208</b>	<b>3/11</b>	<b>15/32</b>	<b>1</b>	<b>3/101</b>	<b>27</b>	<b>13/487 14-2x</b>

#### Berry in the Record Books

##### NCAA Career Interception Return Yards

Name	School	Yards
Terrell Buckley	Florida State	501
Eric Berry	Tennessee	487

##### NCAA Active Career Interception Return Yards

Name	School	Int.	Yds.	Year
Eric Berry	Tennessee	13	487	Jr.
Alterraun Verner	UCLA	11	272	Sr.
Tyler Sash	Iowa	10	264	So.

##### NCAA Active Career Interceptions

Name	School	Int.	Games	Per Game
Morgan Burnett	Georgia Tech	14	33	.4
Eric Berry	Tennessee	13	32	.4
Greg James	ULM	13	42	.3

##### SEC Career Interception Return Yards

Name	School	Yards	Years Played
Eric Berry	Tennessee	487	2
Bobby Wilson	Mississippi	379	4
Darryl Bishop	Kentucky	376	3

##### UT Career Interception Return Yards

Name	Years	Yards
Eric Berry	2007-08	487
Mike Jones	1967-69	305
Tim Priest	1968-70	305

##### UT Career Interceptions

Name	Year	Interceptions
1. Tim Priest	1968-70	18
6. Eric Berry	2007-Pres.	13

# Head Coach Lane Kiffin

## The Lane Kiffin File

### Born

May 9, 1975, Bloomington, Minn.

### Education

Jefferson High School, Bloomington, Minn.; Fresno State University 1998.

### College Football

Quarterback, Fresno State, 1994-97.

### Coaching Career

1998	Fresno State (student assistant)
1999	Colorado State (graduate assistant)
2000	Jacksonville Jaguars
2001-06	Southern California
2007-08	Oakland Raiders
2009	Tennessee

### Wife

Layla Reaves Kiffin

### Children

Landry (Dec. 13, 2004), Presley (Oct. 19, 2007), Knox (Jan. 13, 2009).

## Lane Kiffin's Coaching Career

Year	School	Position
1998	Fresno State	Student Assistant
1999	Colorado State	Graduate Assistant/Offensive Line
2000	Jacksonville Jaguars (NFL)	Defensive Quality Control
2001	Southern California	Tight Ends
2002	Southern California	Wide Receivers
2003*	Southern California	Wide Receivers
2004*	Southern California	Passing Game Coordinator/Wide Receivers
2005	Southern California	Offensive Coordinator/Wide Receivers/ Recruiting Coordinator
2006	Southern California	Offensive Coordinator/Wide Receivers Recruiting Coordinator
2007	Oakland Raiders (NFL)	Head Coach
2008	Oakland Raiders (NFL)	Head Coach
2009	Tennessee	Head Coach

\* National Champions

## What They're Saying

"I have no doubt Lane will do great things at UT."

~ Pete Carroll, head coach at USC

"One of the brightest minds in football."

~ Jeff Tedford, head coach at California

"A brilliant football mind."

~ Jeff Fisher, head coach of the Tennessee Titans

"Singularly focused ... not going to stop, even in the midst of success."

~ Mike Tomlin, head coach of the Pittsburgh Steelers

The mastermind of our offense at USC...He's going to do a great job."

~ Reggie Bush, New Orleans Saints

"A standup guy ... I enjoyed some of my best experiences learning from him."

~ LenDale White, Tennessee Titans

## Primed to Succeed

Lane Kiffin has the pedigree and the experience necessary to succeed at the highest level of college football. He is the son of the finest defensive coordinator in the game, Monte Kiffin, and has studied under the likes of Tom Coughlin, Dom Capers, Jeff Tedford and Pete Carroll.

In six seasons as a full-time college coach, Kiffin's teams have amassed a 65-12 record, made five BCS bowl appearances and won two national championships.



## A Great Offensive Mind

Kiffin is at the helm of a college program for the first time, but with his legendary father monitoring the defense and his own track record of offensive success, very little is likely to slip through the cracks when it comes to X's and O's.

During his three seasons as a coordinator at Southern California, Kiffin-led offenses produced record numbers. In 2004, Kiffin's passing game produced a 3,300-yard passer, three 500-yard receivers and 34 touchdowns through the air. In 2005, Kiffin's offense was among the national elite in total offense, scoring offense, rushing, passing and passing efficiency. In 2006, he coordinated an offense that ranked in the top six nationally in every offensive category. The Trojans scored 50 points a school-record seven times that season, finished first in the Pac-10 in passing efficiency and produced two 1,000-yard receivers and a 3,000-yard passer.

With the Oakland Raiders in 2007, Kiffin improved scoring by more than a touchdown and presided over a rushing offense that ranked sixth in the league.

## A Builder of Star Players

The list of names by itself would be enough. It reads as a who's who of college football stars and early-round NFL Draft picks. Lane Kiffin has coached three Heisman Trophy winners (Carson Palmer, Matt Leinart and Reggie Bush) and NFL Draft picks Matt Cassell, Dwayne Jarrett, Steve Smith, LenDale White, Mike Williams and Keary Colbert.

In 2006, Leinart threw for 3,322 yards passing and 33 touchdowns. In 2005, Kiffin tutored Bush to 1,740 yards on 200 carries and 16 touchdowns. In 2002, Palmer threw for school-record marks of 3,942 yards and 33 touchdowns while also setting a school record for completions with 309.

In the NFL, Kiffin worked several other great players including Darren McFadden and JaMarcus Russell, both of whom came to the NFL from the Southeastern Conference.

## A Five-Star Recruiter

Kiffin had only two months as head coach to put together his 2009 signing class, and he had a full coaching staff to help him for only the last three weeks before National Signing Day. Nonetheless, Kiffin and his staff assembled one of the nation's top classes, a group ranked in the top 10 in the country by both Rivals.com and Scout.com.

Tennessee signed 23 prospective student-athletes, including two who earned a five-star rating from one of the two recruiting services and 13 who were rated as four-star prospects.

One of the five-star prospects, running back Bryce Brown was considered the No. 1 prospect in the nation by multiple recruiting publications, making him the highest-rated prospect ever to sign with Tennessee. Of the 19 prospects who signed on or after Feb. 4, 18 qualified academically to enroll at Tennessee and play the 2009 season.

As recruiting coordinator at Southern California in 2005-06, Kiffin signed the nation's top-ranked class both years, helping the Trojans dominate in the Pac-10 and nationally.

## The Youngest Head Coach in FBS Football

Kiffin was the NFL's youngest-ever head coach when he took over the Oakland Raiders in 2007, and two seasons later he is youngest head coach in major college football. Kiffin was 34 years and four months old when the Vols kicked off vs. Western Kentucky on Sept. 5. He is just less than seven months younger than Northwestern's Pat Fitzgerald. Kiffin is one of only six coaches in the FBS who will coach the 2009 season under 40 years of age and one of only four who will do so in a BCS conference.

## Youngest Head Coaches in Football Bowl Subdivision

Lane Kiffin	34	May 9, 1975	Tennessee
Pat Fitzgerald	34	Dec. 2, 1975	Northwestern
Steve Sarkisian	35	March 8, 1974	Washington
David Elson	37	Aug. 26, 1971	Western Kentucky
Mario Cristobal	38	Sept. 9, 1970	Florida International
Bret Bielema	39	Jan. 13, 1979	Wisconsin

### Lincoln Making Mark in UT Record Book

After starting off the 2008 season a shaky one-of-four in field goal attempts, UT placekicker Daniel Lincoln has hit eight of 10 attempts thus far in the 2009 campaign.

He converted on a career-long field 49-yard field goal to seal Tennessee's win over Ohio and made 26-yard and 30-yard kicks in the last two games. He has now made a field goal in five-straight contests.

Lincoln began the season with 31 career makes and now sits sixth in school history with 39 conversions. He also is climbing UT's career scoring list as he ranks ninth with 215 points.

Through his career, Lincoln is averaging 1.22 field goals per game, which puts him on pace to kick 61 in his UT career. That number would tie for second on the all-time UT list behind Fuad Reveiz's 71 career conversions.

Lincoln has 14 multiple field goal games in his career. The Ocala, Fla., native earned All-America honors in 2007 after converting 21 of 28 field goal attempts and scoring a school record 112 points.

### Cunningham Takes Over Punting Duties

For the first time since 2000, Tennessee entered a football season without a Colquitt on the roster and handling the punting duties. Replacing the departed Britton Colquitt in 2009 is Chad Cunningham, who handled the punting duties for five games in 2008 while Colquitt served a suspension.

In the the last two games, he has played a key role in slowing the opponent's offense, placing seven of 15 punts inside the 20-yard line. On those seven drives, opponents have managed just three points.

After not having to punt in the season opener, Cunningham has kicked 23 times for a 41.8-yard average. He kicked three times for a 49.5-yard average vs. UCLA, which was the best single game average of his career. He also connected on a 57-yard boot vs. the Bruins, which tied a career long (at Auburn, 2008).

Cunningham is averaging two yards per kick more than he did in his five games punting in 2008.

#### Cunningham's Career Punting Stats

Yr.	Punt	Yds.	Avg.	TB	I20	Long
2007	3	122	40.7	0	1	46
2008	25	988	39.5	3	11	57
2009	23	961	41.8	2	8	57
<b>Total</b>	<b>51</b>	<b>2,071</b>	<b>40.6</b>	<b>5</b>	<b>20</b>	<b>57</b>

### Richardson, Oku Improving on Returns

Tennessee has a unique situation on special teams in that both of its kick returners and punt returner are true freshmen. The Vols line up running back David Oku and wide receiver Nu'Keese Richardson as deep men on kickoff returns, and Richardson also handles punt return duties.

Through six games, Richardson is averaging 11.0 yards per punt return and 22.0 yards per kickoff return, while Oku is returning kickoffs an average of 21.0 yards per attempt. Oku ranks eighth in the SEC in kick return average.

Tennessee is the only SEC team to have exclusively true freshmen handling all return duties.

### Vols Among Least Penalized Nationally

Through six contests, Tennessee ranks among the least penalized teams in the nation at an average of 4.1 flags per game. That mark ranks fifth in major college football. Concerning penalty yards, the Vols are third nationally at 31.8 yards per game.

After being flagged six times for 45 yards in the season opener vs. Western Kentucky, Tennessee drew laundry just 12 times in the next four games for a total of 99 yards.

In the Georgia game, the Vols were flagged a season-high seven times for 47 yards.

### Crompton Earns National Player of the Week Honors after Georgia Game

Tennessee quarterback Jonathan Crompton rebounded from a tough early-season stretch to throw for 300 yards for the first time in his career and connect on four touchdown passes vs. Georgia on Oct. 10. The day's work earned him his first career SEC Player of the Week honor and At&T National Player of the Week honors as well.

He is the second UT player to win a conference award this season after Chris Scott was selected Offensive Lineman of the Week following the Western Kentucky game.

Eric Berry also picked up a weekly award this season, snagging Lott Trophy Player of the Week Honors after the Florida game.

#### SEC Players of the Week

Date	Player	Award	Opp.
Sept. 7	Chris Scott	Off. Lineman	WKU
Oct. 12	J. Crompton	Off. Player	UGA

#### Other Weekly Awards

Date	Player	Award	Opp.
Sept. 20	Eric Berry	Lott Trophy POW	Florida
Oct. 15	J. Crompton	AT&T Natl. POW	Georgia

### Moore Makes First Career Start at WR

Tennessee had just one new starter in the Georgia game: senior wide receiver Denarius Moore, who got the starting nod alongside junior Gerald Jones.

Tennessee has now seen 15 players make their first career start this season. Tennessee has four true freshmen (Teague, Jackson, Richardson and King) who have earned starts through six games. Jackson has started five of six games and Teague has started four contests.

The Vols have used 16 different starters on offense and 17 different starters on defense at the midway point of the season.

### Four Named 2009 Captains

Tennessee head coach Lane Kiffin selected four captains prior to the season opener vs. Western Kentucky.

Two players on each side of the ball were selected. On offense it was running back Montario Hardesty and quarterback Jonathan Crompton while on defense it was linebacker Nick Reveiz and safety Eric Berry.

Berry was also a captain in 2008, making him the first two-time captain since Parys Haralson in 2004 and 2005. Reveiz is the first former walk-on to be named a captain since J.J. McCleskey in 1992.

### The Southeastern Conference



- **Television Coverage:** The Southeastern Conference signed a 15-year deal with ESPN for the rights to every SEC home football game not on the CBS package. All league matchups will be shown on an ESPN outlet, including at least 20 a year on ESPN or ESPN2.

- **BCS Success:** The Southeastern Conference has an all-time BCS bowl win total of 12, three more than the next-closest league (Pac-10 - 9 wins). The league's winning percentage of .710 (12-5) is also the highest among all BCS conferences. The league has won five BCS national titles and the last three in a row.

- **Bowl Wins:** During the last three seasons, the SEC has gone 19-7 (.731) in bowl games. No other conference has won more than 12 bowl games during that same span.

- **Non-conference Dominance:** In 2008, the SEC led all NCAA FBS conferences with a 76.7 winning percentage in non-conference games. It marks the third year in a row that the SEC has led all NCAA FBS conferences in non-conference winning percentage.

- **Attendance:** The SEC drew 6.4 million fans to its games in 2008. In 83 game dates, the SEC averaged 76,832 fans per game, which is the highest mark in NCAA history.

### Tennessee in the SEC

- **All-Time Wins:** Tennessee ranks second in the Southeastern Conference with 779 all-time victories and with an all-time winning percentage of .693 (779-330-53). Only Alabama has more all-time wins or a higher winning percentage.

- **All-Time SEC Wins:** Tennessee ranks second in the conference with 312 all-time league wins and second in all-time league winning percentage at .644 (312-160-53). Only the Crimson Tide has accomplished more within the league since its inception in 1932.

- **Interdivisional Excellence:** The Vols own the best interdivision record among SEC teams, going 36-16-1 (.688) against the Western Division since the league split in 1992.

- **Shutouts:** Since conference expansion in 1992, Tennessee ranks tied for second in the SEC in shutouts posted by its defense with 13 (tied with Auburn). The Vols have recorded at least one shutout in three of the last eight years.

- **On the Road in the SEC:** Since 1992, Tennessee owns one of the best road records in league games among SEC teams, going 49-20 for a mark of .710.

- **Attendance:** Tennessee has led the league in attendance for 35-consecutive seasons and ranked among the top four nationally for 33 seasons.

# Notes on the Volunteers

## UT in the NFL



● **NFL Pipeline:** Tennessee has 31 active players on NFL rosters, which ranks seventh among all college teams and third in the Southeastern Conference.

Erik Ainge	Jets	Anthony Herrera	Vikings
Jason Allen	Dolphins	Jamal Lewis	Browns
Robert Ayers	Broncos	Leonard Little	Rams
Kevin Burnett	Chargers	Peyton Manning	Colts
Chad Clifton	Packers	Jerod Mayo	Patriots
Dustin Colquitt	Chiefs	Turk McBride	Lions
Brad Cottam	Chiefs	Tony McDaniel	Dolphins
Shaun Ellis	Jets	Robert Meachem	Saints
Ramon Foster	Steelers	Marvin Mitchell	Saints
Aubrayo Franklin	49ers	Jonathan Wade	Rams
Omar Gaither	Eagles	Kelley Washington	Ravens
Deon Grant	Seahawks	Scott Wells	Packers
Jabari Greer	Saints	Gibril Wilson	Dolphins
Parys Haralson	49ers	Jason Witten	Cowboys
Albert Haynesworth	Redskins	Eric Young	Rams
John Henderson	Jaguars		

● **Tennessee in the NFL Draft:** Ten former Vols have been selected in the first round of the NFL Draft since 2000. In the history of the draft, seven times more than one UT player has been selected in the first round. The Vols lead the SEC with 39 all-time first-round picks and have had one in each of the last two seasons (Robert Ayers - 2009 and Jerod Mayo - 2008).

● **Super Bowl Vols:** Tennessee has had a representative in 20 of the last 22 Super Bowls. A total of 48 former Vols have played in the big game and 18 have done so since 2000.

● **Vols in the Pro Bowl:** Former Vols Albert Haynesworth, Peyton Manning and Jason Witten earned 2009 Pro Bowl invitations. Thirty-four former UT athletes have received 102 all-time invitations.

● **Atkins, White Enshrined in Canton:** Legendary defensive linemen Doug Atkins (1950-52) and Reggie White (1980-83) represent UT in the Pro Football Hall of Fame. Atkins starred for the Chicago Bears (1955-66) and the New Orleans Saints (1967-69). White is remembered as one of the best pass rushers in NFL history. He retired as the NFL's all-time sacks leader and is the only player in league history to have recorded nine consecutive seasons of double-digit sack totals. White passed away Dec. 26, 2004.

● **Manning a 3-time NFL MVP:** Former Tennessee great Peyton Manning has won three NFL MVP awards (2003, 04, 08) and is ranked among the all-time top-10 in touchdown passes, completions, and passing yards.

● **Morgan on Patriots All-Time Team:** Former UT wide receiver (1973-76) was named to the New England Patriots' All-Time Team as the organization celebrates its 50th anniversary in 2009. Morgan recorded more than 10,000 career receiving yards and scored 72 touchdowns in 15 years in the league. He was selected for the Pro Bowl four times.

## Vols Not Long For Losing Seasons

In 76 seasons since the forming of the Southeastern Conference, Tennessee has suffered through just 10 losing seasons and has never posted sub-.500 marks in back-to-back seasons. The Vols own the longest such active streak in the nation at 93 seasons.

In the seasons immediately following losing campaigns, Tennessee has won 63 percent of its games, averaged seven wins per season, won at least eight games four times and claimed the 1989 conference title with an 11-1 mark. The Vols have made four bowl games after losing seasons and gone 3-1 in those contests.

## Five Change Positions for 2009

With a new coaching staff came new positions a number of Vols. A total of five players will line up in a different position in 2009 than in 2008.

Notable within those changes are that Wes Brown and Aaron Douglas will start at their new positions. Rod Wilks moved from defensive back to wide receiver less than two weeks before the season opener due to injuries at the position. Gerald Williams also changed from defensive end to linebacker and then back to defensive end during spring practice. Brandon Warren, who was dismissed from the team after the Auburn game, also was switched from tight end to wide receiver during the off-season.

Position Changes	2008	2009
Ben Bartholomew	FB	TE
Wes Brown	DE	DT
Aaron Douglas	TE	OT
Rae Sykes	DE	DT
Rod Wilks	DB	WR

## Kiffin One of 12 Former NFL Head Coaches in Bowl Subdivision

UT head coach Lane Kiffin is one of 12 former NFL head coaches now at the helm of a major college program. In addition, he becomes the fifth head coach in the Southeastern Conference to have led an NFL team.

## Former NFL Head Coaches in FBS

Rich Brooks	Kentucky
Pete Carroll	Southern California
Butch Davis	North Carolina
Dennis Erickson	Arizona State
Al Groh	Virginia
June Jones	SMU
Lane Kiffin	Tennessee
Bobby Petrino	Arkansas
Nick Saban	Alabama
Mike Sherman	Texas A&M
Steve Spurrier	South Carolina
Dave Wannstedt	Pittsburgh

## Vols Regulars on Television

Since 1990, Tennessee has had 195 games broadcast on national or regional television. More than 80 percent of UT's total games since 1990 have been televised.

## Scoring Streak

Tennessee has scored in 189 consecutive games dating to a 31-0 shutout by Florida in Knoxville in 1994. It is the SEC's second-longest streak, trailing Florida's 258. UT's home scoring streak is at 101, while it has scored in 160 straight games away from Neyland Stadium. UT's last road shutout was a 44-0 loss at Georgia in 1984.

## Record Book Watch

Four Vols are on "Record Book Watch" as they climb toward Tennessee, SEC or NCAA records during the 2009 season.

### Eric Berry

#### NCAA Career Interception Return Yards

1. Terrell Buckley	1989-91	FSU	501
2. Eric Berry	2007-Pres.	UT	487

#### UT Career Interceptions

1. Tim Priest	1968-70	18
5. Deon Grant	1997-99	14
t-6. Eric Berry	2007-Pres.	13

### Montario Hardesty

#### UT Career Rushing Yards

1. Travis Henry	1997-2000	3,078
19. James Berry	1978-81	1,721
20. Montario Hardesty	2006-Pres.	1,718

#### UT Career Rushing Touchdowns

1. James Stewart	1991-94	35
13. Two tied		20
t-14. Montario Hardesty	2006-Pres.	19

### Daniel Lincoln

#### UT Career Field Goals

1. Fuad Reveiz	1981-84	71
5. John Becksvoot	1991-93	52
6. Daniel Lincoln	2007-Pres.	39

#### UT Career Scoring

1. Jeff Hall	1995-98	371
8. James Stewart	1991-94	234
9. Daniel Lincoln	2007-Pres.	213

### Dennis Rogan

#### UT Career Kickoff Returns

1. Willie Gault	1979-82	78
3. Corey Larkins	2001-04	63
t-4. Dennis Rogan	2007-Pres.	44

#### UT Career Kickoff Return Yards

1. Willie Gault	1979-82	1,854
2. Corey Larkins	2001-04	1,307
4. Dennis Rogan	2007-Pres.	1,133

#### UT Career Total Kick Return Yards

1. Willie Gault	1979-82	2,513
5. Bobby Majors	1969-71	1,530
6. Dennis Rogan	2004-Pres.	1,361

## Vols-Tide Signature SEC Football

Tennessee and Alabama take part in one of college football's great rivalries, called the "Third Saturday in October" because of its traditionally scheduled date.

The game is no longer played regularly on that date, but the game is no less significant as a result.

The two schools own the top all-time winning percentages among conference schools overall and in league play. The programs have won a combined 34 SEC Championships, while the rest of the league (seven schools) claim only 45 titles between them.

In 91 all-time meetings, 30 times the two programs have played to final scoring margin of seven points or less, and there have been eight ties in addition to those 30 games.

**Vols Playing No. 1 for Second Time in 09**

Tennessee will play a team ranked No. 1 in the nation for the second time this season when it takes on Alabama. It is the first season in school history in which the Vols have matched up with a top-ranked foe twice.

Tennessee has played nine games vs. No. 1-ranked teams (AP or Coaches) in program history, holding a 2-7 record.

**Tennessee vs. No. 1-Ranked Teams**

Date	Opponent	W/L	Score
11/7/59	LSU	W	14-13
10/20/79	Alabama	L	27-17
10/18/80	Alabama	L	27-0
9/29/85	Auburn	W	38-20
11/10/90	Notre Dame	L	34-29
9/17/94	at Florida	L	31-0
9/20/97	Florida	L	33-20
11/9/02	Miami (Fla.)	L	26-3
9/19/09	at Florida	L	23-13

**2009 Roster A Family Affair**

Tennessee's 2009 roster features three sets of brothers and six players who are the sons of former UT football lettermen. Freshman wideout Zach Rogers is the younger brother of senior Austin Rogers, who is out for the season with a knee injury. Senior offensive linemen Cody and Cory Sullins are identical twins, and senior linebacker Nick Reveiz has a younger brother, Shane, who is a sophomore and plays the same position.

**Second-generation Vols**

Carson Anderson	LB Terry Anderson, 1976-78
Eric Berry	RB James Berry, 1978-81
Chad Cunningham	OG Rory Cunningham, 1980
Aaron Douglas	OT David Douglas, 1984-85
Nick and Shane Reveiz	PK Fuad Reveiz, 1981-84

**Ten Playing With Degrees**

Ten Tennessee Volunteers will be playing the 2009 season having already earned an undergraduate degree. Those Vols are enrolled in graduate classes, while five more members of the 2009 squad have met the requirements for one undergraduate degree and are working on a second certificate.

Of the 15 athletes who have graduated or met the requirements to graduate, 12 will likely contribute throughout the season.

Graduates:		
Wes Brown	Jeff Cottam	
Morgan Cox	Jonathan Crompton	
Chad Cunningham	Derrick Furlow	
Jacques McClendon	Austin Rogers	
Cody Sullins	Cory Sullins	

2nd Degree:		
Montario Hardesty	Marsalous Johnson	
Josh McNeil	Vladimir Richard	
Dan Williams		

**Vols Enter 2009 with Top-10 Winning Percentage Since 1950**

Tennessee is among the 10 winningest college football programs since 1950. Entering 2009, the Vols owned a 466-199-20 record, good for a .695 winning percentage. That mark ranks eighth nationally and second in the SEC. All-time, the Vols rank ninth in total wins with 776 (entering 2009).

**"Vol Scholar" Insignia Recognizes Academic Diligence**

The VOLScholar program, an initiative of UT's Thornton Athletics Student Life Center in cooperation with the men's and women's athletics departments, is a comprehensive academic and citizenship-building program that has gained enthusiastic support from several of UT's athletic teams. Student-athletes earned the right to wear the VOLScholar patch on their uniform by achieving a 3.0 grade-point average in the previous fall and/or spring semester.

"We have a lot of outstanding young men and women in our program that are doing great things on and off the field of competition," said Mike Hamilton, men's athletics director. "This is just another way to recognize them for their behavior and prepare them for life after school."

**UT Well Represented in College Football Hall of Fame, First Round of NFL Draft**

Tennessee is among the most storied programs in all of college football, and two recent tabulations provide the numbers to back up that claim.

A total of 20 former Vols are enshrined in the College Football Hall of Fame, which is the most of any SEC school and the 10th most among all NCAA programs.

The Vols rank even higher when it comes to catching the eye of NFL scouts. A total of 42 former Tennessee football players have been drafted in the first round of the NFL Draft. That mark ranks fifth nationally and at the top of the SEC.

**Five Vols on Preseason Watch Lists**

Five Tennessee athletes find themselves on preseason watch lists for various awards.

Player	Award Watch List
Eric Berry	Jim Thorpe (Defensive Back) Walter Camp Player of the Year Chuck Bednarik (Def. Player)
Jeff Cottam	John Mackey (Tight End)
Josh McNeil	Outland Trophy (Int. Lineman)
Daniel Lincoln	Lou Groza (Kicker)
Rico McCoy	Chuck Bednarik (Def. Player)

**Preseason Honors**

Tennessee had seven players who earned preseason All-America or All-SEC acclaim from a preview publication.

All-America	
SS Eric Berry	Multiple Publications (First Team)
LB Rico McCoy	Phil Steele (Fourth Team)
C Josh McNeil	Sporting News (Third Team)

Coaches All-SEC	
SS Eric Berry	First Team
WR Gerald Jones	Third Team
OL Jacques McClendon	Third Team
LB Rico McCoy	Second Team
C Josh McNeil	Second Team
OL Chris Scott	Second Team
DT Dan Williams	Second Team

Media All-SEC	
SS Eric Berry	First Team
C Josh McNeil	Second Team

**OFFBEAT INFO**

**Vlad the Extoller - Sending a Message**

Senior offensive guard Vladimir Richard is back this season to wax philosophic on current events. In this week's issue, Vlad the Extoller reflects on the Vols' first SEC victory this season and the preparations to play Alabama before departing for Tennessee's fall break.

"It was big for this team Saturday to come out against Georgia. We had to come out and establish ourselves as a team to be looked out for. It was important to get our first SEC win. We wanted to deliver a message. We didn't just want to play and win by two or three points. We wanted to play well.

"Just for us, having a bye this week, it was very important to get this win. Going into a bye with a loss, you have to think about it for two weeks until you can play again, so it was very important for us to go out and get a W.

"Basically everyone's going home for a few days, getting to see their families and take a load off from football for a few days and then come back and get ready to work."

The Extoller reminds that the break won't be all play, however. The Vols will have some homework during the break.

"We're taking Alabama DVDs home and keep studying because we really feel like we can go down there and get a win. We just have to do everything as a team and work hard. We just really excited about a few days to heal our bodies before we get back out here."

**Big Orange Idol: Which Vol is most likely to be the next pop star?**

**Montori Hughes:** We got some singers on this team. I can't pick who is no. 1, but there are a few competing for it. Anthony Anderson, you got Chris Walker and Gerald Jones—I don't know if they can really sing or if they are just playing around. I might get in there and get some tunes in. Rico (McCoy) can rap really well, too."

**Chris Walker:** "Anthony (Anderson) and Gerald (Jones) and I all have different voices so I don't know who would be the best. I think Gerald sounds a lot like Genuine. We may all get together and record something. You know since a Renaldo (Woolridge) did the Eric Berry song we might do something like that for basketball. We might give some love to Tyler Smith—or maybe one of the Lady Vols."

**Wes Brown:** "Chris Walker cannot sing worth a dime."

**Gerald Jones:** "It's definitely me, no questions asked. It's me. I am the best singer on the team. People say I always sound like Genuine."

**Rico McCoy:** "No it's not me. I would have to say Gerald Jones. You know what though, it might be Chris Walker. Gerald is always singing but Chris just hums so I can hear it in him but I have actually heard Gerald Jones sing a few times. Chris Walker just gives me little snippets. I don't know. I think we should have a sing-off and see or start an online poll and see what the fans think."

## Speaking Volumes



"The score doesn't really show it, when you look at 45-19, but think about this: The defense didn't give up any points. They gave up, what, a 52-yard field goal?"

~ Lane Kiffin on the UT defense in the Georgia game

"You're going to give Jonathan a lot of credit today, which he deserves. But I've sat up here before and told you that whenever you win the quarterback gets too much credit and whenever you lose he gets killed. He played well today, but why did he play well? Guys made plays for him."

~ Lane Kiffin on Jonathan Crompton in the Georgia game

"Every day I am around him I am more amazed. We are not talking about a redshirt, 5th-year senior. He is a third-year player in a new system. Every day it's something new and he picks it up so quickly."

~ Monte Kiffin on Eric Berry

"I want to be one of the best backs in the SEC. I don't believe I've shown what I can do yet. I want to be that kind of back, and that's what drives me to come out here and go as hard as I can everyday."

~ RB Montario Hardesty on the 2009 season

"I think we have a powerful message around the country about what's going on in Tennessee football. I think you'll see a lot of kids who just came here like (UT tailback) Bryce (Brown) and Janzen Jackson, who played every snap on defense. If you come here, you're going to play."

~ Lane Kiffin on playing true freshmen

"I put a lot of pressure on myself, which a lot of people don't understand. I go in every offseason like I'm an incoming freshman trying to regain my spot. I'm always working and trying to get things done. I'll let those other guys deal with all the Heisman campaign and everything like that. I just deal with what I can deal with."

~ S Eric Berry on the pressure of being a high-profile player

"I'm having a blast. This isn't just about being with my kid. I know the kid pretty good. I didn't come here to get to know the head coach. I've known him for 34 years."

~ Monte Kiffin on his decision to coach at Tennessee

## Vols Finish 2008 Fourth Nationally In Attendance

Tennessee finished the 2008 season fourth in the nation in attendance with an average of 101,448 fans per game entering the gates of Neyland Stadium.

The Vols have ranked in the top four in attendance each of the last 33 seasons and been the highest-drawing team in the SEC for each of the last 35 seasons.

Six SEC schools ranked in the top-10 nationally in attendance.

### 2008 NCAA Attendance Leaders

Team	Cum. Att.	Per Game
1. Michigan	759,997	108,571
2. Penn State	757,775	108,254
3. Ohio State	734,830	104,976
4. Tennessee	710,136	101,448
5. Texas	686,324	98,046

## Future Matchups Set with Elite Programs

Never shying away from facing elite competition, Tennessee's future schedules feature matchups with some of the nation's top-flight college football programs.

Tennessee has an outstanding slate of non-conference opponents signed to contracts beginning in 2010.

During the last 20 years, Tennessee's non-conference schedule has included elite competition on an annual basis. The Vols have played Notre Dame four times, UCLA four times, Miami (Fla.), Syracuse and California twice, along with meetings against Fresno State, Louisville, Washington State, Oklahoma State, Marshall and Texas Tech.

### Future non-conference games vs. BCS opponents

- 2010 - Oregon
- 2011 - Cincinnati, at North Carolina
- 2012 - North Carolina, N.C. State
- 2013 - at Oregon
- 2014 - at Oklahoma
- 2015 - Oklahoma
- 2016 - at Nebraska
- 2017 - Nebraska

## Neyland Gets New Look

For the third season in a row, Volunteer fans who entered Neyland Stadium for the 2009 season saw an improved facility.

The Neyland Stadium Master Plan, a five-phase, multi-year renovation project, is in its third phase.

Phase III, the largest and most expensive phase of the renovations, began after the 2008 football season and features a number of changes for the 2009 and 2010 seasons.

This season, fans noticed renovation of the top level concourse of the west lower sideline, removal of the scissor ramps leading to the west upper deck, the addition of elevators and stairwells on the west side, improvements to the west tower sky boxes and press center and the construction of the West Club section.

Upgrades scheduled for completion by the beginning of the 2010 season include a plaza outside Gate 21, a renovated lower northeast concourse, a brick and wrought iron facade along the north and west sides of the stadium, a statue of Gen. Neyland on the west side and the Tennessee Terrace along the west upper deck.

## SEC Signs Deals With CBS, ESPN

The Southeastern Conference recently signed a 15-year deal with ESPN to televise sporting events, including football and men's and women's basketball.

The agreement announced in August is the longest ESPN has ever signed and matches the length of the powerhouse league's deal with CBS earlier in the month.

ESPN's various outlets will carry more than 5,500 SEC events over the 15-year period, including league championships in women's basketball, baseball, softball and gymnastics.

CBS will carry a football game of the week along with prime-time games and doubleheaders. The CBS agreement also covers other platforms, including certain digital and Internet rights.

## New Rules for 2009

- **Uniform Colors:** Teams can now both wear colored jerseys as long as the home team agrees and the home team's conference agrees that the colors are sufficiently contrasting.

- **Helmet to Helmet:** Conferences will review video of certain plays deemed dangerous due to helmet contact and, if necessary, impose further punishment. If a player is ejected, the review is required.

- **Punter Protection:** Punters will lose special protection if they run outside of the tackle box before kicking the ball. This will apply to rugby-style punters, who will lose protection from roughing and running-into-the-kicker calls if they are more than 5 yards from either side of where the ball was snapped.

- **Illegal Formations:** The offensive formation rule now limits backfield players to four, thus eliminating illegal-formation penalties if only 10 men are on the field. Previously, the rule was written to require seven players on the line of scrimmage.

- **Untimed Downs:** End-of-quarter penalties won't cause an extra play if the infraction results in a loss of down.

## Berry a Sporting News Columnist

Tennessee safety Eric Berry, a preseason Sporting News All-America selection, is among 18 college football stars who will write weekly diaries throughout the season in Sporting News Today, the world's first digital daily sports newspaper.

Others from the Southeastern Conference participating are Ciron Black of LSU, Antonio Coleman of Auburn, Mike Johnson of Alabama and Jevan Snead of Ole Miss.

## Up Next: South Carolina

After tangling with No. 2 Alabama on Oct. 24, the Vols will entertain South Carolina on Halloween night in Neyland Stadium.

The Gamecocks are currently ranked No. 22 in both polls, but travel to Alabama on Oct 17.

Tennessee holds a 21-4-2 advantage in the all-time series, including a near-perfect 13-1 mark in Knoxville.

It is the first-ever gridiron meeting between UT head man Lane Kiffin and South Carolina coach Steve Spurrier.

## Last 10 vs. Alabama

2008	Knoxville	L	9-29
2007	Tuscaloosa	L	14-41
2006	Knoxville	W	16-13
2005	Tuscaloosa	L	3-6
2004	Knoxville	W	17-13
2003	Tuscaloosa (5 OT)	W	51-43
2002	Knoxville	L	14-34
2001	Tuscaloosa	W	35-24
2000	Knoxville	W	20-10
1999	Tuscaloosa	W	21-7

## Active Player Stats vs. Alabama

Rushing	Att.	Yds.	Avg.	TD	Lg.
Hardesty	10	21	2.1	0	10

Receiving	Rec.	Yds.	Avg.	TD	Lg.
Stocker	3	33	11.0	1	26
G. Jones	2	27	13.5	0	17
Moore	2	13	6.5	0	16
Hancock	1	8	8.0	0	8
Berry	1	3	3.0	0	3

Passing	Com.	Att.	Int.	Yds	TD	Lg.
Crompton	1	2	1	16	0	16

Punt Returns	No.	Yds.	Avg.	Lg.
Dennis Rogan	1	-1	-1.0	-1

Kickoff Returns	No.	Yds.	Avg.	Lg.
Rogan	5	103	20.6	27
Berry	2	32	16.0	21

Field Goals	Made	Missed
Daniel Lincoln	31, 45	43, 51

## Team Statistical Comparison

	Tennessee	Ala.
Overall Record:	3-3	7-0
Conference Record:	1-2	4-0
Scoring:	32.0	34.6
First Downs:	21.6	20.8
Total Offense:	392.7	432.0
Rushing Yards:	183.7	229.3
Passing Yards:	209.0	202.7
Kickoff Returns:	21.8	23.0
Punt Returns:	8.4	15.9
Punting (net avg.):	34.8	33.9
Time of Possession:	30:11	33:17
3rd-Down Conversions:	38%	39%
4th-Down Conversions:	60%	80%
Turnover Margin:	-0.33	+1.00
Points Allowed:	19.5	11.6
Total Yards Allowed:	272.0	226.6
Rush Yards Allowed:	110.2	63.3
Pass Yards Allowed:	161.8	163.3

## Noting the Crimson Tide



- Alabama ranks first nationally in total defense, allowing just 226.6 yards per game. Three of the Crimson Tide's seven opponents have walked off the field having gained less than 200 total yards. Only Kentucky was able to rush for 100 yards against the Tide.

- Sophomore running back Mark Ingram leads the Southeastern Conference in rushing at 129.9 yards per game. He also has a knack for finding paydirt as he is one of just three players nationally to score 10 touchdowns and rush for 100 yards per game.

- Tide signal-caller Greg McElroy has been very good through the first half of the season, completing 59 percent of his passes for 1,325 yards and nine touchdowns vs. only three interceptions.

- Punt returner Javier Arenas is the NCAA's active leader in punt returns, return yards and touchdowns. He needs just 150 punt return yards to become the SEC's all-time leader, breaking a 60-year old record.

## UT - Alabama Connections

- From Backups To Stars:** Tennessee senior tailback spent most of the past three years as the backup to Vols' running back Arian Foster, but is making the most of his final season as the feature back, while Alabama sophomore Mark Ingram has been the star of the Crimson Tide's offensive attack after splitting time with Glen Coffee last season. Through six games, the pair ranks third and fourth in the SEC in rushing at 112 and 109.8 yards per contest, respectively.

- Thompson Came From 'Bama:** Tennessee linebackers coach Lance Thompson was a part of Alabama head coach Nick Saban's staff at LSU from 2002-03 and at Alabama from 2007-08. He was tight ends coach and recruiting coordinator for the Tigers during their 2003 NCAA Championship season. He coached outside linebackers for the Crimson Tide.

- Cornerback Connection:** Alabama senior cornerback Chris Rogers and Tennessee sophomore corner Art Evans both attended Evangel Christian High School in Lakeland, Fla.

- Alabama Three-Peat:** Redshirt freshman Willie Bohannon is from Mobile, Ala. He is one of three Vols who came to Rocky Top from Alabama. Senior Wes Brown (Athens) and freshman Carson Anderson (Florence) are also from the state.

- Tide From Tennessee:** Alabama has seven players from the state of Tennessee on its roster. They are: Don'ta Hightower (Marshall H.S., Lewisburg), Barrett Jones (Evangelical Christian School, Memphis), Chris Jordan (Brentwood Acad., Brentwood), Travis Sikes (Christ Presbyterian Acad., Nashville), Carson Tinker (Riverdale H.S., Murfreesboro), Alex Watkins (Brownsville H.S., Haywood) and Baron Huber, a senior tight end/fullback from Knoxville who attended Central and Powell High Schools.

## Individual Statistical Leaders

Rushing	Tennessee	GP	Att	Net	Avg	TD	Long	Avg/G
Montario Hardesty		6	125	672	5.4	6	43	112.0
Bryce Brown		6	55	250	4.5	2	34	41.7

Alabama	GP	Att	Net	Avg	TD	Long	Avg/G
Mark Ingram	7	135	905	6.7	8	54	129.3
T. Richardson	7	66	359	5.4	4	52	51.3

Passing	Tennessee	GP	Effic	Cmp-Att-Int	Pct	Yds	TD	Avg/G
Jonathan Crompton		6	129.12	102-177-9	57.6	1210	13	201.7

Alabama	GP	Effic	Cmp-Att-Int	Pct	Yds	TD	Avg/G
Greg McElroy	7 - 7	137.57	103-173-3	59.5	1325	9	189.3

Receiving	Tennessee	GP	Rec	Yds	Avg	TD	Long	Avg/G
Quintin Hancock		5	17	194	11.4	1	28	38.8
Gerald Jones		5	15	209	13.9	2	51	41.8

Alabama	GP	Rec	Yds	Avg	TD	Long	Avg/G
Colin Peek	7 - 7	19	213	11.2	1	21	30.4
Mark Ingram	7 - 6	19	186	9.8	3	31	26.6

Field Goals	Tennessee	FGM-FGA	Pct	Lg	PATs
Daniel Lincoln		8-10	.800	49	22-23

Alabama	FGM-FGA	Pct	Lg	PATs
Leigh Tiffin	16-19	.842	49	24-26

Punting	Tennessee	No.	Yds	Avg	Long	I20
Chad Cunningham		23	961	41.8	57	8

Alabama	No.	Yds	Avg	Long	I20
P. J. Fitzgerald	30	1270	42.3	53	9

# Depth Charts (Tentative)

## Pronunciations

<b>80</b>	<b>Jeff Cottam</b> COTT-um
<b>90</b>	<b>Steven Fowlkes</b> FOLKS
<b>43</b>	<b>Savion Frazier</b> SAV-ee-on
<b>93</b>	<b>Montori Hughes</b> Mon-TORE-ee
<b>2</b>	<b>Montario Hardesty</b> Mon-TARE-ee-oh
<b>31</b>	<b>Marsalous Johnson</b> Mar-SAL-us
<b>19</b>	<b>Nick Lamaison</b> LAM-eh-sun
<b>65</b>	<b>Jacques McClendon</b> JOCK
<b>83</b>	<b>Denarius Moore</b> Duh-NARE-ee-iss
<b>30</b>	<b>Nyshier Oliver</b> NYE-sheer
<b>29</b>	<b>Stephaun Raines</b> Ste-FON
<b>56</b>	<b>Nick Reveiz</b> Ruh-VAZE
<b>51</b>	<b>Vladimir Richard</b> VLAD-uh-meer RICH-urd
<b>75</b>	<b>JerQuari Schofield</b> Jer-KWAR-ee
<b>74</b>	<b>Jarrold Shaw</b> Juh-ROD

## Tennessee Depth Chart

<b>Offense</b>	
<b>TE 88</b>	<b>Luke Stocker (Jr., 6-6, 240)</b>
80	Jeff Cottam (Sr., 6-8, 260)
<b>LT 79</b>	<b>Chris Scott (Sr., 6-5, 330)</b>
71	Dallas Thomas (Fr., 6-5, 268)
<b>LG 69</b>	<b>Cory Sullins (Sr., 6-1, 270) OR</b>
51	Vladimir Richard (Sr., 6-4, 300)
74	Jarrold Shaw (Jr., 6-4, 332)
<b>C 66</b>	<b>Cody Sullins (Sr., 6-1, 260)</b>
69	Cory Sullins (Sr., 6-1, 270)
<b>RG 65</b>	<b>Jacques McClendon (Sr., 6-3, 324)</b>
54	William Brimfield (So., 6-5, 346)
<b>RT 78</b>	<b>Aaron Douglas (Fr., 6-6, 282)</b>
74	Jarrold Shaw (Jr., 6-4, 332)
71	Dallas Thomas (Fr., 6-5, 268)
<b>WR 4</b>	<b>Gerald Jones (Jr., 6-0, 199)</b>
10	Marsalis Teague (Fr., 5-10, 180)
<b>WR 6</b>	<b>Denarius Moore (Jr., 6-1, 190)</b>
87	Quintin Hancock (Sr., 6-3, 207)
7	Nu'Keese Richardson (Fr., 5-10, 165)
<b>QB 8</b>	<b>Jonathan Crompton (Sr., 6-4, 228)</b>
11	Nick Stephens (Jr., 6-4, 227)
<b>TB 17</b>	<b>Bryce Brown (Fr., 6-0, 215) OR</b>
2	Montario Hardesty (Sr., 6-0, 215)
27	David Oku (Fr., 5-10, 186)
<b>FB 45</b>	<b>Kevin Cooper (Jr., 6-0, 247)</b>
40	Austin Johnson (So., 6-2, 234)
<b>Defense</b>	
<b>LE 99</b>	<b>Ben Martin (Jr., 6-3, 240) OR</b>
57	Gerald Williams (Jr., 6-4, 248)
<b>DT 94</b>	<b>Wes Brown (Sr., 6-4, 257)</b>
46	Andre Mathis (Sr., 6-2, 280)
<b>RT 55</b>	<b>Dan Williams (Sr., 6-3, 327)</b>
93	Montori Hughes (Fr., 6-4, 312)
<b>RE 84</b>	<b>Chris Walker (Jr., 6-3, 232)</b>
90	Steven Fowlkes (Fr., 6-4, 229)
<b>SLB 42</b>	<b>LaMarcus Thompson (Jr., 6-1, 221) OR</b>
48	Greg King (Fr., 6-3, 205)
<b>MLB 43</b>	<b>Savion Frazier (Jr., 6-2, 221)</b>
37	Nigel Mitchell-Thornton (Fr., 6-0, 229)
34	Herman Lathers (Fr., 6-1, 213)
<b>WLB 5</b>	<b>Rico McCoy (Sr., 6-1, 220)</b>
47	Jerod Askew (Fr., 6-1, 230) OR
44	Josh Hawkins (So., 6-1, 223)
<b>LCB 41</b>	<b>Dennis Rogan (Jr., 5-10, 178)</b>
13	Brent Vinson (Jr., 6-0, 201)
31	Marsalous Johnson (Sr., 5-9, 184)
<b>RCB 25</b>	<b>Art Evans (So., 6-1, 173)</b>
20	Mike Edwards (Fr., 5-10, 170)
<b>FS 15</b>	<b>Janzen Jackson (Fr., 6-0, 180)</b>
23	Prentiss Waggoner (So., 6-2, 177)
<b>SS 14</b>	<b>Eric Berry (Jr., 5-11, 203)</b>
3	Darren Myles Jr. (Fr., 6-2, 190)
6	Derrick Furlow (Sr., 6-1, 190)
<b>Special Teams</b>	
<b>PR 7</b>	<b>Nu'Keese Richardson (Fr., 5-10, 165)</b>
41	Dennis Rogan (Jr., 5-10, 178)
<b>KR 27</b>	<b>David Oku (Fr., 5-10, 186) AND</b>
7	Nu'Keese Richardson (Fr., 5-10, 165)
<b>P 96</b>	<b>Chad Cunningham (Jr., 6-3, 198)</b>
22	David Harrington (Jr., 6-3, 185)
<b>PK 26</b>	<b>Daniel Lincoln (Jr., 6-0, 203)</b>
96	Chad Cunningham (Jr., 6-3, 198)
<b>KO 96</b>	<b>Chad Cunningham (Jr., 6-3, 198)</b>
26	Daniel Lincoln (Jr., 6-0, 203)
<b>DS 53</b>	<b>Morgan Cox (Sr., 6-4, 226)</b>
59	Nick Guess (So., 6-3, 208)
<b>H 9</b>	<b>Bram Cannon (Sr., 6-2, 195)</b>

## Alabama Depth Chart

<b>Offense</b>	
<b>LT 77</b>	<b>James Carpenter (6-5, 300, Jr.)</b>
52	Alfred McCullough (6-2, 305, So.)
<b>LG 78</b>	<b>Mike Johnson (6-6, 303, Sr.)</b>
66	Brian Motley (6-2, 289, Jr.)
<b>C 73</b>	<b>William Vlachos (6-2, 294, So.)</b>
74	David Ross (6-3, 299, Jr.)
<b>RG 75</b>	<b>Barrett Jones (6-4, 289, R-Fr.)</b>
67	John Michael Boswell (6-5, 306, So.) OR
65	Chance Warmack (6-3, 301, Fr.)
<b>RT 79</b>	<b>Drew Davis (6-7, 300, Sr.)</b>
72	Tyler Lover (6-6, 303, R-Fr.)
<b>TE 84</b>	<b>Colin Peek (6-6, 255, Sr.)</b>
89	Michael Williams (6-6, 266, R-Fr.)
<b>HB 85</b>	<b>Preston Dial (6-3, 233, Jr.) OR</b>
17	Brad Smelley (6-3, 233, So.)
40	Barren Huber (6-4, 263, Sr.)
<b>QB 12</b>	<b>Greg McElroy (6-3, 220, Jr.)</b>
2	Star Jackson (6-3, 206, R-Fr.)
<b>RB 22</b>	<b>Mark Ingram (5-10, 212, So.)</b>
5	Roy Upchurch (6-0, 205, Sr.) OR
29	Terry Grant (5-10, 190, Jr.)
<b>WR 8</b>	<b>Julio Jones (6-4, 211, So.)</b>
80	Mike McCoy (6-3, 215, Sr.)
<b>WR 4</b>	<b>Marquis Maze (5-10, 179, So.)</b>
15	Darius Hanks (6-1, 184, Jr.) OR
82	Earl Alexander (6-4, 212, Jr.)
<b>Defense</b>	
<b>DE 97</b>	<b>Lorenzo Washington (6-5, 290, Sr.)</b>
96	Luther Davis (6-3, 275, Jr.)
<b>NG 62</b>	<b>Terrence Cody (6-5, 354, Sr.)</b>
99	Josh Chapman (6-1, 313, So.)
<b>DE 95</b>	<b>Brandon Deaderick (6-4, 306, Sr.) OR</b>
57	Marcell Dareus (6-4, 296, So.)
94	Darrington Sentimore (6-3, 280, Fr.)
<b>SLB 13</b>	<b>Corey Reamer (6-4, 274, Sr.)</b>
91	Alex Watkins (6-3, 225, So.)
<b>MLB 25</b>	<b>Relando McClain (6-4, 258 Jr.)</b>
36	Chris Jordan (6-2, 230, So.)
<b>WLB 35</b>	<b>Nico Johnson (6-3, 225, Fr.) OR</b>
5	Jerrell Harris (6-3, 227, So.)
2	Tana Patrick (6-3, 235, Fr.)
<b>JLB 32</b>	<b>Eryk Anders (6-2, 235, Sr.)</b>
41	Courtney Upshaw (6-2, 249, So.)
<b>LC 28</b>	<b>Javier Arenas (5-9, 195, Sr.)</b>
24	Marquis Johnson (5-11, 191, Sr.)
<b>RC 3</b>	<b>Kareem Jackson (6-0, 193, Jr.)</b>
8	Chris Rogers (6-0, 190, Sr.)
<b>SS 4</b>	<b>Mark Barron (6-2, 214, So.)</b>
26	Ali Sharrief (5-9, 200, Sr.)
<b>FS 27</b>	<b>Justin Woodall (6-2, 221, Sr.)</b>
23	Robbie Green (6-0, 181, So.)
<b>Specialists</b>	
<b>PR 28</b>	<b>Javier Arenas (5-9, 195, Sr.)</b>
8	Julio Jones (6-4, 211, So.)
<b>KR 28</b>	<b>Javier Arenas (5-9, 195, Sr.)</b>
29	Terry Grant (5-10, 190, Jr.)
<b>PK 99</b>	<b>Leigh Tiffin (6-1, 212, Sr.)</b>
<b>H 7</b>	<b>P.J. Fitzgerald (5-11, 204, Sr.)</b>
<b>DS 50</b>	<b>Brian Selman (6-0, 210, Sr.)</b>
<b>P 7</b>	<b>P.J. Fitzgerald (5-11, 204, Sr.)</b>

**14 Eric Berry**



**Defensive Back | Junior**

Career Games/Starts 32/32

**Record Watch**

Berry needs just 15 interception return yards to break NCAA record of 501 set by Florida State's Terrell Buckley (1989-1991).

**Last Game**

- Returned a fumble recovery 46 yards against Georgia, giving him 101 career fumble return yards.
- Also had five tackles.

**Tackle Totals**

- Has accumulated at least 10 tackles in three games this season.
- Second on Vols, sixth in the SEC, with 50 tackles.

**This Season**

- Recorded three tackles against WKU in season opener.
- Had 10 tackles against UCLA
- Collected his first interception of 2009 against Florida.
- Had seven tackles against Ohio.
- Matched his career high with 14 tackles against Auburn.

**Interceptions and Returns**

- Led nation with 265 interception return yards last year; his seven interceptions tied for tops.
- Now has 13 career interceptions.

**The Record Holder**

- Snapped interception return yardage records that had stood for combined 187 years.
- Now owns records for UT season (previously stood 37 years) and career (39 years).
- Also SEC season (52 years) and SEC career (59 years).


**It's Unanimous**

- One of three players in conference to be selected unanimous preseason All-SEC.
- First Tennessee player to claim unanimous All-America honors since 1990 (AFCA, *Sporting News*, AP, FWAA and Walter Camp).
- Also named SEC Defensive Player of the Year in 2008.

**Career Highs**

- Tackles 14 (two times)
- Tackles for loss 2 (three times)
- Interceptions 2 (Arkansas, 2007)
- Interception return yards 98 (Arkansas, 2007)
- Sacks 1 (three times)
- Passes defended 3 (Mississippi State, 2008)

**86 Willie Bohannon**



**Defensive End | Freshman**

Career Games/Starts 5/0

**This Season**

- Has four tackles in four games
- Had two assisted tackles against Ohio.

**Career Highs**

- Tackles 2 (twice).

**11 Bryce Brown**



**Running Back | Freshman**

Career Games/Starts 6/0

**Last Game**

- Rushed nine times for 21 yards and a touchdown against Georgia.

**This Season**

- Caught two passes for a career-high 60 yards against Ohio, including one for a touchdown.
- Led the Vols with three catches for 34 yards at Florida.
- Carried 11 times for 34 yards against UCLA.
- Rushed 11 times for 104 yards, including a breakaway, 34-yard run against Western Kentucky.

**Career Highs**

- Rushes 13 (Ohio, 2009)
- Rushing yards 104 (Western Kentucky, 2009)
- Rushing touchdowns 1 (two times)
- Receptions 3 (Florida, 2009)
- Receiving yards 60 (Ohio, 2009)
- Receiving touchdowns 1 (Ohio, 2009)

**94 Wes Brown**



**Defensive Tackle | Senior**

Career Games/Starts 44/17

**Last Game**

- Started and had one tackle against Georgia.

**This Season**

- Set new career-best with two sacks against Western Kentucky; finished with two tackles.

**Career Highs**

- Tackles 8 (Wyoming, 2008)
- Tackles for loss 2.0 (Western Kentucky, 2009)
- Sacks 2 (Western Kentucky, 2009)

**45 Kevin Cooper**



**Fullback | Junior**

Career Games/Starts 25/15

**This Season**

- Caught two passes for eight yards against Georgia.

**This Season**

- Caught a pass for 1 yard against UCLA.
- Posted season highs with two catches for 16 yards against Florida.
- Caught two passes for a career-high 31 yards against Ohio.

**Career Highs**

- Rushes 2 (two times)
- Rushing yards 6 (Vanderbilt, 2008)
- Receptions 4 (UCLA, 2008)
- Receiving yards 31 (Ohio, 2009)

**80 Jeff Cottam**



**Tight End | Senior**

Career Games/Starts 41/10

**This Season**

- Caught his first pass since 2007, good for four yards, against Florida.
- Played in his 40th game as a Vol.

**Career Highs**

- Receptions 1 (five times)
- Receiving yards 13 (Arkansas State, 2007)

## 2009 Player Thumbnails

### 8 Jonathan Crompton



#### Quarterback | Senior

Career Games/Starts 28/12

#### Career Day

- Completed 20-of-27 passes for a career-high 310 yards and four touchdowns in the victory over Georgia.
- Passed to Gerald Jones for a season-high 51-yard completion.

#### This Season

- Has completed 82-of-150 passes for nine touchdowns and eight interceptions.
- Connected on 17-of-34 passes with two touchdowns and an interception against Ohio.

#### All About Appearances

- Participated in at least half of UT's games each season.
- Started his first game as a freshman against Arkansas near the end of the 2006 season.

#### Career Highs

- Passes completed 21 (Western Kentucky, 2009)
- Passes attempted 43 (Auburn, 2009)
- Passing yards 310 (Georgia, 2009)
- Touchdown passes 5 (Western Kentucky, 2009)
- Rushing yards 22 (two times)
- Rushing touchdowns 1 (two times)

### 96 Chad Cunningham



#### Punter /Placekicker | Junior

Career Games/Starts 23/12

#### Placekicking Duties

- Kicked off 10 times in the season opener against Western Kentucky.
- Handled all 37 kickoffs for UT this year with a 62.3-yard average.

#### Inside the 20

- Punted five times against Georgia for a 35.8-yard average with one blocked punt.
- Started Vols first five games and punted 25 times for 39.5-yard average in 2008.

### 78 Aaron Douglas



#### Offensive Tackle | Freshman

Career Games/Starts 5/3

#### This Season

- Made his first career start against Ohio, coming in at right tackle.

#### Position Switch

- Switched in spring drills from tight end to offensive tackle, where his father, David, started for Vols in mid-1980s.
- Redshirted in 2008.

### 20 Mike Edwards



#### Defensive Back | Freshman

Career Games/Starts 5/0

#### First Game

- Recorded two assisted tackles in his first career game against Western Kentucky.

#### Career Highs

- Tackles 2 (Western Kentucky, 2009)

### 25 Art Evans



#### Defensive Back | Sophomore

Career Games/Starts 16/6

#### Day of Firsts

- Had four tackles against Georgia.
- Forced his first fumble, had his first tackle for loss and broke up his first pass.

#### This Season

- Recorded first defensive stats of his career with 4 tackles against UCLA, three of them solo.
- Had three tackles, two of them solo, at Florida.
- Had a career-high five tackles against Ohio.
- Tied career-high with five tackles against Auburn.

#### Career Highs

- Tackles 5 (two times)
- Tackles for loss 1.0 (Georgia, 2009)
- Passes defended (Georgia, 2009)

### 43 Savion Frazier



#### Linebacker | Junior

Career Games/Starts 29/2

#### Starting at Linebacker

- Had seven tackles against Georgia, including one tackle for loss.

#### This Season

- Finished with six tackles in the season opener, tying Nick Reveiz for most on the team.
- Filled in for the injured Reveiz at middle linebacker against Auburn.
- Collected a career-high 11 tackles, good for third on UT.

#### Career Highs

- Tackles 10 (Auburn, 2009)
- Tackles for loss 1.0 (three times)

### 87 Quintin Hancock



#### Wide Receiver | Senior

Career Games/Starts 36/6

#### Last Game

- Caught two passes for 31 yards against Georgia.

#### This Season

- Tied his career high with five catches and set a new best with 65 receiving yards against Western Kentucky.
- Scored fourth touchdown of his career.
- Had five catches again versus UCLA for 58 yards with a long of 26 yards.
- Caught four passes for 35 yards against Auburn after missing the Ohio game with a jaw injury.

#### The Longest Yard(s)

- His 40-yard touchdown reception in the fourth overtime of Tennessee's 52-50 victory over Kentucky in 2007 likely stands as the NCAA record for longest scoring play in overtime history.

#### Career Highs

- Receptions 5 (two times)
- Receiving yards 65 (Western Kentucky, 2009)
- Touchdowns 2 (Kentucky, 2007)

**2 Montario Hardesty**



**Tailback | Senior**

Career Games/Starts 42/12

**Last Game**

- Led Vols in rushing once again, carrying 20 times for 97 yards, including a 39-yard touchdown run.

**This Season**

- Set new career high with 26 carries against UCLA .
- Has led the Vols in rushing all five games.
- Third in the SEC with 112.0 rushing yards per game.
- Rushed 21 times for 90 yards and a touchdown against Auburn. Also caught a career-high three passes for 56 yards and his first receiving touchdown.

**First 100**

- Started season opener against Western Kentucky.
- Rushed for a career-high 160 yards, the first time he had run for more than 100 yards in his Vol career.

**Reaching a Milestone**

- His 140 rushing yards against Ohio put Hardesty over the 1,500 career rushing mark.
- Only 27 Vols have accomplished this feat.
- Now has 1,718 yards.

**Career Highs**

- Rushes 26 (UCLA, 2009)
- Rushing yards 160 (Western Kentucky, 2009)
- Rushing touchdowns 2 (UCLA, 2008)
- Receptions 3 (Auburn, 2009)
- Receiving yards 56 (Auburn, 2009)
- Receiving touchdowns 1 (Auburn, 2009)

**93 Montori Hughes**



**Defensive Tackle | Freshman**

Career Games/Starts 6/1

**Last Game**

- Had one tackle against Georgia.

**This Season**


- Had one tackle in season opener against WKU.
- Set personal best with two tackles -- including first career tackle for loss -- against UCLA.
- Had career-high three tackles against Auburn.

**Career Highs**

- Tackles 3 (Auburn, 2009)

- Tackles for loss 1 (UCLA, 2009)

**15 Janzen Jackson**



**Defensive Back | Freshman**

Career Games/Starts 6/5

**Last Game**

- Had five tackles -- three of them solo -- against Georgia.

**Career Day**

- Had a career-high six tackles and a pass breakup against Florida.
- Also saved a touchdown with a hard hit in the end zone.

**This Season**

- Got starting nod his second game as a Vol, recording two tackles against UCLA.
- Had five tackles against Auburn.

**Career Highs**

- Tackles 6 (Florida, 2009)

**31 Marsalous Johnson**



**Defensive Back | Senior**

Career Games/Starts 31/11

**This Season**

- Had two tackles in victory over Georgia.


**This Season**

- Started against Western Kentucky and recorded one tackle.
- Had one solo tackle against Ohio.

**Career Highs**

- Tackles 8 (Alabama, 2007)
- Interceptions 1 (Arkansas State, 2007)
- Interception return yards 28 (Arkansas State, 2007)
- Passes defended 2 (two times)

**4 Gerald Jones**



**Wide Receiver | Junior**

Career Games/Starts 25/9

**Last Game**

- Set career highs for second consecutive game, catching five passes for 105 yards.
- Also had two receiving touchdown receptions for the first time.

**This Season**

- Had his first receptions of 2009 against Florida, two catches for 25 yards.
- Caught one pass for four yards against Ohio.
- Caught seven passes for 75 -- both career highs -- against Auburn.


**Delayed Start**

- Injured ankle during fall camp but was back on the field against UCLA.

**Career Highs**

- Rushes 6 (Vanderbilt, 2008)
- Rushing yards 67 (Kentucky, 2008)
- Rushing touchdowns 1 (three times)
- Receptions 7 (Auburn, 2009)
- Receiving yards 105 (Georgia, 2009)
- Receiving touchdowns 2 (Georgia, 2009)

**48 Greg King**



**Linebacker | Freshman**

Career Games/Starts 4/1

**This Season**

- Has eight tackles this season.
- Had a career-high six tackles against Ohio in his first career start.
- Had one assisted tackle against Auburn

**Career Highs**

- Tackles 6 (Ohio, 2009)

## 2009 Player Thumbnails

### 26 Daniel Lincoln



#### Placekicker | Junior

Career Games/Starts 29/29

#### Last Week

- Made a 30-yard field goal against Georgia.

#### Alone at No. 6

- Kicked two field goals against Florida, moving him past Carlos Reveiz (1984-86) into sixth place in UT history.
- Has 39 career field goals.

#### Busy First Day

- Helped the Vols offense in season opener against Western Kentucky, hitting all nine PATs.

#### Field Goals

- Has made 8-of-10 kicks this season.
- Made a career-long 49-yard kick against Ohio.
- Connected on 10-of-18 field goals in 10 games last year.

#### Career Highs

- Most field goals made 4 (Mississippi State, 2007)
- Most field goals attempted 5 (Mississippi State, 2007)
- Longest field goal 49 yards (Ohio, 2009)

### 99 Ben Martin



#### Defensive End | Junior

Career Games/Starts 26/4

#### Last Game

- Collected three assisted tackles against Georgia.

#### First Start

- Earned first start in 23rd game as a Volunteer and had two tackles against Florida.
- One tackle was a sack for a loss of 14 yards.


#### This Season

- Recorded one sack for a loss of seven yards against Western Kentucky.
- Had four tackles, including one for loss, against Ohio.
- Had one assisted tackle against Auburn

#### Career Highs

- Most tackles 4 (Ohio, 2009)
- Most tackles for loss 1 (four times)
- Most sacks 1 (three times)

### 46 Andre Mathis



#### Defensive Tackle | Freshman

Career Games/Starts 4/1

#### First Start

- Recorded his first career start against Ohio

#### Career High

- Tackles 3 (UCLA, 2009)

### 65 Jacques McClendon



#### Offensive Guard | Senior

Career Games/Starts 42/19

#### Four Years' Experience

- Has started both games this season.
- Started first six games of 2008 at right guard and has 18 career starts.
- Moved into starting lineup in 2007 after left tackle Eric Young suffered season-ending injury.
- Appeared in 12 of 13 games as a freshman, starting one.

### 5 Rico McCoy



#### Linebacker | Senior

Career Games/Starts 44/33

#### Last Game

- Took the team lead for the season with 53 after a nine-tackle performance against Georgia.
- Ranks fourth in the SEC.

#### This Season

- Fourth on the team with seven tackles against UCLA.
- Had a season-best eight tackles against Florida and passed the career 250-tackle marker during the game.
- Tied with Nick Reveiz with a team-leading eight tackles against Ohio.
- Led the Vols with a career-high 16 tackles against Auburn.

#### Tackle Totals

- Has eight career games with at least 10 tackles.
- Has collected 285 tackles, 106 coming as a sophomore.

#### Career Highs

- Tackles 14 (South Carolina, 2008)
- Tackles for loss 3 (Kentucky, 2006)
- Sacks 1 (two times)

### 50 Josh McNeil



#### Center | Senior

Career Games/Starts 39/35

#### Return to Action

- Played his first snap of the season against Georgia, entering the game in the fourth quarter.
- Had been recovering from knee surgery.

#### Success on the Line

- Vols saved their best offensive line work for last in 2008, rushing 51 times for 222 yards at Vandy and another 53 times for 210 yards against Kentucky in pair of wins.

### 6 Denarius Moore



#### Wide Receiver | Junior

Career Games/Starts 31/1

#### First Start

- Started his first game for the Vols against Georgia in his 31st game as a Vol.
- Caught four passes for 72 yards and a touchdown.


#### This Season

- Caught one pass for 4 yards against Western Kentucky.
- Led the Vols with four receptions against Ohio, good for 47 yards.
- Caught three passes for 44 yards against Auburn. One of the catches was a 32-yard touchdown pass from Jonathan Crompton.

#### Career Highs

- Receptions 4 (three times)
- Receiving yards 86 (Wisconsin, 2007)
- Receiving touchdowns 1 (four times)

**27 David Oku**



**Running Back | Freshman**

-Career Games/Starts 6/0

**Last Game**

- Rushed three times for eight yards.

**Return Man**

- Returned five kickoffs for 79 yards against Florida
- Returned three kickoffs for 86 yards with a long on 35 against Auburn.

**This Season**

- Scored two rushing touchdowns in first game.
- Caught first career pass for eight yards against Ohio.

**Career Highs**

- Rushes 8 (Western Kentucky, 2009)
- Rushing yards 42 (Western Kentucky, 2009)
- Rushing touchdowns 2 (Western Kentucky, 2009)
- Receptions 1 (Ohio, 2009)
- Receiving yards 8 (Ohio, 2009)

**29 Stephaun Raines**



**Defensive Back | Sophomore**

Career Games/Starts 6/0

**This Season**

- Also had one solo tackle against UCLA.
- Collected one solo tackle against Florida.

**Career Highs**

- Tackles 1 (two times)

**45 Shane Reveiz**



**Linebacker | Sophomore**

Career Games/Starts 7/0

**This Season**

- Has played in five of the six games this season.

**Career Notes**

- Redshirted in 2007.
- Had successful fall camp at linebacker.

**51 Vladimir Richard**



**Offensive Guard | Senior**

Career Games/Starts 30/9

**Injury Report**

- Out of action against Georgia.

**Success on the Line**

- Vols saved their best offensive line work for last in 2008, rushing 51 times for 222 yards at Vandy and another 53 times for 210 yards against Kentucky in pair of wins.
- Part of Vols offensive line in 2007 that led nation with only four sacks allowed.

**7 Nu'Keese Richardson**



**Wide Receiver | Freshman**

Career Games/Starts 6/2

**Last Game**

- Rushed once for 11 yards against Georgia.
- Also had two kickoff returns for 54 yards.

**First Start**

- Earned start against Ohio.
- Caught one pass for 10 yards.
- Returned four kickoffs for a career-best 76 yards and also returned a punt 21 yards.

**This Season**

- Caught 3 passes for 30 yards, including a 27-yard gain against Western Kentucky.
- Served as primary punt returner in opener, returning three times for 30 yards.
- Had one punt return for six yards against UCLA.
- Lined up at quarterback to begin the game for the Vols against Auburn and broke away for a 41-yard run.

**Career Highs**

- Receptions 3 (Western Kentucky, 2009)
- Receiving yards 30 (Western Kentucky, 2009)
- Rushes 2 (Ohio, 2009)
- Rushing yards 41 (Auburn, 2009)

**41 Dennis Rogan**



**Defensive Back | Junior**

Career Games/Starts 30/17

**Record Watch**

Rogan needs 164 kick return yards to tie Corey Larkins (2001-04) for third on the return yardage list with 1,307 yards.

**Last Game**

- Third on the team with six tackles against Georgia.
- Also had an interceptions and a tackle for loss.

**This Season**

- Recorded two tackles against Western Kentucky.
- Had five solo tackles including his first-career sack for a safety against UCLA.
- Had five tackles, two solo, at Florida.
- Tied his career high with nine tackles against Auburn.

**At No. 4**

- Got a handoff from David Oku on a kickoff return and took it 24 yards to pass Dale Carter (1990-91) for fourth on the career yardage list.

**Career Highs**

- Tackles 9 (two times)
- Tackles for loss 1 (three times)
- Sacks 1 (UCLA, 2009)
- Interceptions 1 (two times)
- Passes defended 2 (two times)

**83 Zach Rogers**



**Wide Receiver | Freshman**

Career Games/Starts 5/0

**Last Game**

- Caught a lateral from Crompton and rushed it 15 yards.

**This Season**

- Caught one pass for 10 yards against WKU.
- Ha one reception for 6 yards against UCLA.

**Career Highs**

- Receptions 1 (two times)
- Receiving yards 11 (Western Kentucky, 2009)
- Rushes 1 (Georgia, 2009)
- Rushing yards 11 (Georgia, 2009)

## 2009 Player Thumbnails

### 79 Chris Scott



#### Offensive Tackle | Senior

Career Games/Starts 39/32

#### Versatile Starter

- Extended his streak to 32 consecutive starts last week, tying with Eric Berry for consecutive starts.
- Started his career at right guard, but has made 23 starts at left tackle.

#### Success on the Line

- Vols saved their best offensive line work for last in 2008, rushing 51 times for 222 yards at Vandy and another 53 times for 210 yards against Kentucky in pair of wins.
- Part of Vols offensive line in 2007 that led nation with only four sacks allowed.

### 74 Jarrod Shaw



#### Offensive Tackle/Guard | Junior

Career Games/Starts 8/4

#### Position Swap

- Moved over to left guard for the Ohio game because of injuries on the offensive line.

#### First Start

- Started as a right tackle in season opener against Western Kentucky.

### 17 Nick Stephens



#### Quarterback | Junior

Career Games/Starts 9/6

#### This Season

- Completed 4-of-4 passes for 44 yards in the second half against Western Kentucky.

#### Record-Setting Beginning

- Began career by throwing 106 consecutive passes without an interception, the best start to a UT career.

#### Career Highs

- Passes completed 16 (Alabama, 2008)
- Passes attempted 30 (Georgia, 2008)
- Passing yards 208 (Georgia, 2008)
- Touchdown passes 2 (Georgia, 2008)
- Rushing yards 17 (Mississippi State, 2008)

### 88 Luke Stocker



#### Tight End | Junior

Career Games/Starts 32/18

#### Career Day

- Caught a career-high four passes for 68 yards against Georgia.

#### This Season

- Caught two passes for 23 yards, good for a career-high two touchdowns against Western Kentucky.
- Prior to the game, he had only one touchdown reception in his career.
- Caught two passes against Auburn, one going for a career-long 40 yards.

#### Career Highs

- Receptions 4 (Georgia, 2009)
- Receiving yards 68 (Georgia, 2009)
- Receiving touchdowns 2 (Western Kentucky, 2009)

### 66 Cody Sullins



#### Center | Senior

Career Games/Starts 11/6

#### This Season

- Started his first start at center, replacing the injured Josh McNeil against Western Kentucky in the opener.
- Has started at center every game.

### 69 Cory Sullins




#### Offensive Guard | Senior

Career Games/Starts 8/2

#### First Start

- Earned his first start at left offensive guard against Auburn.

### 10 Marsalis Teague



#### Wide Receiver | Freshman

Career Games/Starts 6/4

#### Last Game

- Caught a five-yard touchdown pass against Georgia, his second career touchdown reception.


#### This Season

- Caught his first pass since the season opener, a 9-yard catch against Ohio.
- Started his first game in collegiate career.
- Caught six passes for 86 yards against Western Kentucky with a touchdown.

#### Career Highs

- Receptions 6 (Western Kentucky, 2009)
- Receiving yards 86 (Western Kentucky, 2009)
- Receiving touchdowns 1 (two times)

### 42 LaMarcus Thompson



#### Linebacker | Junior

Career Games/Starts 30/4

#### Last Game

- Had two tackles, including one tackle for loss, against Georgia.

#### Back from Injury

- Returned to action against Auburn after missing the Ohio game (back).
- Had three tackles, including one for a three-yard loss.

#### This Season

- Had career-high five solo tackles against Western Kentucky; one of the tackles for loss was a sack for a 9-yard loss.
- Also forced and recovered a fumble in opener.
- Had three tackles, two of them solo, against UCLA.
- Recorded a new career high with seven tackles at Florida, five of them solo.

#### Career Highs

- Tackles 7 (Florida, 2009)
- Tackles for loss 3.0 (Western Kentucky, 2009)
- Sacks 1 (Western Kentucky, 2009)

**13 Brent Vinson**



**Defensive Back | Junior**

Career Games/Starts 26/11


**This Season**

- Had two solo tackles in season opener; added an interception and a 7-yard return.
- Had one solo tackle at Florida.
- Had four tackles against Ohio.

**Career Highs**

- Tackles 7 (Alabama, 2007)
- Tackles for loss 1 (Florida, 2008)
- Interceptions 1 (two times)

**23 Prentiss Waggoner**



**Defensive Back | Freshman**

Career Games/Starts 6/0

**This Season**

- Has participated in all four games this year, seeing time mostly on special teams.

**Road to Playing Time**

- Redshirted in 2008.
- One of the leading defensive backs out of fall camp.

**84 Chris Walker**



**Defensive End | Junior**

Career Games/Starts 31/6

**Last Game**

- Finished with four tackles and an interception against Georgia.

**Touchdown**

- Intercepted a pass from Ohio's Theo Scott and ran it seven yards for a touchdown.

**Career Day**

- Set new personal best with a six tackle performance

while also adding a sack at Florida.

**This Season**

- Had four tackles against Western Kentucky, including 1.5 tackles for loss in first career start.
- Had two tackles and one forced fumble against UCLA.
- Had two tackles against Auburn in his 30th game as a Vol.

**Career Highs**

- Tackles 6 (Florida, 2009)
- Tackles for loss 2.0 (Mississippi State, 2008)
- Sacks 1 (five times)

**22 Rod Wilks**



**Defensive Back | Freshman**

Career Games/Starts 6/0


**This Season**

- Had an assisted tackle against Ohio, the first tackle in his career.
- Has participated in all four games this year, seeing time mostly on special teams.

**Career Highs**

- Tackles 1 (Ohio, 2009)

**55 Dan Williams**



**Defensive Tackle | Senior**

Career Games/Starts 38/25

**Last Game**

- Had five tackles, including one tackle for loss, in win over Georgia.

**This Season**

- Had eight tackles, four of them solo, against UCLA.
- Eight tackles ties a career high; reached 100 career tackles.
- Had four tackles at Florida.
- Had three tackles against Ohio.
- Collected seven tackles against Auburn.

**Career Highs**

- Tackles 8 (two times)
- Tackles for loss 3 (South Carolina, 2007)
- Sacks 1 (two times)

**57 Gerald Williams**



**Defensive End | Junior**

Career Games/Starts 16/2

**Last Game**

- Had two pass breakups against Georgia.

**This Season**

- Had one solo tackle and recovered a fumble against UCLA.
- Collected three tackles at Florida.
- Leads team with four quarterback hurries.

**Finally a Vol**

- Signed with Tennessee originally in 2005.
- Played 2006 season at Fork Union (Va.) Military Academy, finishing with 96 tackles and two forced fumbles.
- Played for City College of San Francisco in 2007 and helped lead them to a fifth junior college national championship.
- Had 146 tackles and six forced fumbles at CCSF.

**Career Highs**

- Tackles 5 (South Carolina, 2008)
- Tackles for loss 0.5 (South Carolina, 2008)

# 2009 Game Reviews

## Crompton Shines as Vols Roll Past WKU

Sept. 5, 2009

<b>Tennessee</b>	<b>63</b>
<b>Western Kentucky</b>	<b>7</b>

**KNOXVILLE** - A slow start to Lane Kiffin's first game as head coach exploded in the final three quarters of a 63-7 win against Western Kentucky in Neyland Stadium.

After two early turnovers, UT's offense got going in the second quarter, and quarterback Jonathan Crompton finished with 21-of-28 passing for 233 yards and a career-best five touchdowns.

Running back Bryce Brown capped a 10-play drive early in the second quarter with a 2-yard touchdown run to make the score 7-0.

After LaMarcus Thompson recovered a fumble on Western Kentucky's next play from scrimmage, Crompton hit senior tight end Luke Stocker for a 17-yard catch-and-run touchdown to go up 14-0.

Quintin Hancock caught the next one from 9 yards, and Brandon Warren hauled in a 4-yard touchdown, giving the Vols a 28-0 halftime lead.

For a team coming off a 5-7 season in 2008, Saturday was a major step in showing they can overcome adversity.

The Vols (1-0) racked up 380 rushing yards with Montario Hardesty and Brown each surpassing the 100-yard mark. And UT's 63 points dwarfed its biggest output of 35 points against UAB last season. Ditto for its 657 yards of total offense.

UT's defense had a stellar day of its own. Western Kentucky finished with 83 yards of total offense and committed three turnovers. Senior Nick Reveiz and junior Savion Frazier led UT with six tackles each. Thompson added three tackles for loss.

### Score by Quarters

<b>WKU</b>	0	0	7	0	--	7
<b>Tennessee</b>	0	28	7	28	--	63

### Scoring Summary

- 2nd** - UT - Brown 2 run (Lincoln kick).  
 UT - Stocker 17 pass from Crompton (Lincoln kick).  
 UT - Hancock 9 pass from Crompton (Lincoln kick).  
 UT - Warren 4 pass from Crompton (Lincoln kick).
- 3rd** - UT - Hardesty 43 run (Lincoln kick).  
 WKU - Rainey 19 run (Tinius kick).
- 4th** - UT - Stocker 6 pass from Crompton (Lincoln kick).  
 UT - Teague 6 pass from Crompton (Lincoln kick).  
 UT - Oku 2 run (Lincoln kick).  
 UT - Oku 1 run (Lincoln kick).

Team Stats	WKU	UT
First Downs	6	34
Rushes-Yards	30-34	44-380
Passing Yards	49	277
Passes (C-A-I)	9-16-1	25-32-2
Total Offensive Plays	46	76
Total Offense	83	657
Fumbles-Lost	3-2	3-1
Penalties-Yards	9-74	6-45
Punts-Average	9-44.8	0-0
Time of Possession	27:01	32:59
Third-Down Conversions	1 of 11	7 of 9
Fourth-Down Conversions	0 of 1	0 of 1
Sacks By-Yards	0-0	5-41

Tennessee						
Rushing	Att	Gain	Lost	Net	TD	Lg
Hardesty	18	160	0	160	1	43
Brown	11	104	0	104	1	34
Passing	Att	Comp	Int	Yds	TD	Lg
Crompton	28	21	2	233	5	28
Receiving	No	Yds	TD	Lg		
Teague	6	86	1	24		
Hancock	5	65	1	28		

WKU						
Rushing	Att	Gain	Lost	Net	TD	Lg
Rainey	8	54	13	41	1	19
Passing	Att	Comp	Int	Yds	TD	Lg
Smith	13	8	0	44	0	12
Receiving	No	Yds	TD	Lg		
Doyle	4	10	0	9		
Cooper	2	21	0	12		

## Vols Rally Falls Short Against UCLA

Sept. 12, 2009

<b>Tennessee</b>	<b>15</b>
<b>UCLA</b>	<b>19</b>

**KNOXVILLE** -- The Volunteers committed four turnovers but still came within three yards of taking a last-minute lead in a 19-15 loss to UCLA at Neyland Stadium.

Tennessee's defense held UCLA to just 186 yards of total offense. The Bruins (2-0) converted just three times out of 14 tries on third down. The defense was also responsible for a short field that led to the Vols' only touchdown of the game, an 11-yard run by Montario Hardesty in the second quarter.

The offense was out of sync most of the day, although the running game picked up steam during a 17-play, 69-yard field goal drive midway through the third quarter.

A week after tossing five touchdowns against Western Kentucky, quarterback Jonathan Crompton completed 13 of his 26 passes for 93 yards with three interceptions. And a fumbled exchange between center Cody Sullins and Crompton led to UCLA's only touchdown of the day -- and started a string of four straight UT possessions that ended in turnovers.

But despite the turnovers and troubles moving the ball, Tennessee still had two plays from the UCLA 3-yard line to take the lead in the final minutes but was halted just short of the goal line. The Vols had one more offensive opportunity after Dennis Rogan tackled UCLA quarterback Kevin Prince for a safety with 1:41 remaining in the fourth quarter, but the Vols could not convert.

Junior safety Eric Berry led the Vols defense with 10 tackles, his fifth career game with 10 or more tackles. He also had one tackle for loss.

### Score by Quarters

<b>UCLA</b>	3	7	9	0	--	19
<b>Tennessee</b>	10	0	0	5	--	15

### Scoring Summary

- 1st** - UCLA - Forbath 26 field goal.  
 UT - Lincoln 31 field goal.  
 UT - Hardesty 11 run (Lincoln kick).
- 2nd** - UCLA - Moline 12 pass from Prince (Forbath kick).
- 3rd** - UCLA - Forbath 39 field goal.  
 UCLA - Forbath 31 field goal.  
 UCLA - Forbath 47 field goal.
- 4th** - UT - Lincoln 28 field goal.  
 UT - Rogan safety.

Team Stats	UCLA	UT
First Downs	12	16
Rushes-Yards	36-85	44-115
Passing Yards	101	93
Passes (C-A-I)	11-23-0	13-26-3
Total Offensive Plays	59	70
Total Offense	186	208
Fumbles-Lost	6-1	1-1
Penalties-Yards	9-70	2-10
Punts-Average	4-47.0	3-49.7
Time of Possession	28:22	31:38
Third-Down Conversions	3 of 14	4 of 16
Fourth-Down Conversions	0 of 0	2 of 4
Sacks By-Yards	3-18	2-9

Tennessee						
Rushing	Att	Gain	Lost	Net	TD	Lg
Hardesty	26	97	8	89	1	13
Brown	11	38	4	34	0	11
Passing	Att	Comp	Int	Yds	TD	Lg
Crompton	26	13	3	93	0	26
Receiving	No	Yds	TD	Lg		
Hancock	5	58	0	26		
Stocker	2	10	0	9		

UCLA						
Rushing	Att	Gain	Lost	Net	TD	Lg
Franklin	17	81	1	80	0	24
Passing	Att	Comp	Int	Yds	TD	Lg
Prince	23	11	0	101	1	14
Receiving	No	Yds	TD	Lg		
Paulsen	2	22	0	14		
Moline	2	12	1	12		

## UT Can Build on Florida Loss

Sept. 19, 2009

<b>Tennessee</b>	<b>13</b>
<b>Florida</b>	<b>23</b>

**GAINESVILLE, Fla.** -- The Tennessee Volunteers - who lost the last two games against Florida by a combined margin of 63 points and entered the game as 30-point underdogs - gave themselves something to build on despite a 23-13 loss Saturday at Ben Hill Griffin Stadium.

"I wanted to win the game," Tennessee Coach Lane Kiffin said. "I didn't come down here to cover the spread or to have a moral victory. I came down here to win the game."

In the first half, Tennessee kept pace with the Gators' offense. The Vols had 126 yards in the first 30 minutes to Florida's 133. And Tennessee (1-2, 0-1 SEC) had control of the ball longer than the Gators by a full minute.

The Vols ran the ball 32 times, compared to just 19 passes. After the Vols began the second half with an interception, the defense gave up a 47-yard field goal drive and a 13-play, 69-yard touchdown drive that put the Gators up 23-6. However, one thing the Vols didn't do was quit.

On Florida's next possession, defensive tackle Montori Hughes forced a fumble that Dennis Rogan recovered. And the Vols offense - which failed to produce a first down in the third quarter - came to life on a drive that ended with an 18-yard touchdown run by Montario Hardesty with 8:11 remaining.

Hardesty once again led the rushing game with 96 yards. Quarterback Jonathan Crompton completed 11-of-19 passes for 93 yards and a pair of interceptions.

All-America safety Eric Berry had 11 tackles, leading the Vols in that category for the second time this season. He also snagged his first interception of 2009 on a diving grab.

### Score by Quarters

<b>Tennessee</b>	3	3	0	7	--	13
<b>Florida</b>	3	10	10	0	--	23

### Scoring Summary

- 1st** - UF - Sturgis 37 field goal.  
 UT - Lincoln 24 field goal.
- 2nd** - UF - Tebow 1 run (Sturgis kick).  
 UT - Lincoln 20 field goal.  
 UF - Sturgis 20 field goal.
- 3rd** - UF - Sturgis 35 field goal.  
 UF - Demps 7 run (Sturgis kick).
- 4th** - UT - Hardesty 17 run (Lincoln kick).

Team Stats	UT	UF
First Downs	13	20
Rushes-Yards	32-117	44-208
Passing Yards	93	115
Passes (C-A-I)	11-19-2	14-19-1
Total Offensive Plays	51	63
Total Offense	210	323
Fumbles-Lost	1-0	1-1
Penalties-Yards	3-40	4-25
Punts-Average	3-39.3	1-55.0
Time of Possession	27:20	32:40
Third-Down Conversions	5 of 12	8 of 13
Fourth-Down Conversions	0 of 1	1 of 1
Sacks By-Yards	3-23	1-2

Tennessee						
Rushing	Att	Gain	Lost	Net	TD	Lg
Hardesty	20	99	3	96	1	20
Brown	8	25	4	21	0	13
Passing	Att	Comp	Int	Yds	TD	Lg
Crompton	19	11	2	93	0	21
Receiving	No	Yds	TD	Lg		
Brown	3	34	0	21		
Jones	2	25	0	17		

Florida						
Rushing	Att	Gain	Lost	Net	TD	Lg
Tebow	24	105	29	76	1	15
Passing	Att	Comp	Int	Yds	TD	Lg
Tebow	19	14	1	115	0	18
Receiving	No	Yds	TD	Lg		
Hernandez	4	26	1	18		
Cooper	3	25	0	9		

## Hardesty, Brown Lead Vols Over Ohio

Sept. 26, 2009

**Tennessee 34**  
**Ohio 23**

**KNOXVILLE (AP)** - Jonathan Crompton threw for two touchdowns and Tennessee beat Ohio 34-23 on a wet Saturday night at Neyland Stadium.

Crompton threw a 26-yard screen pass to Bryce Brown to give the Vols (2-2) a 31-20 lead with 2:38 in the third quarter and lobbed a 3-yard scoring strike to Brandon Warren in the first.

The Vols relied on their stable of tough running backs in their first three games to protect the unsteady passing game with mixed results. Against the Bobcats, Tennessee rushed for 177 yards while Crompton completed 17 of 34 passes for 222 yards.

Most of those passing yards came in the first half. At halftime, the Vols already had 173 yards by air and only 45 on the ground.

By the end of the game, Montario Hardesty had run 20 times for 140 yards and an 11-yard touchdown and had increased his career total to 1,531 yards rushing. Brown added 56 yards rushing and caught two passes for 60 yards, including a 34-yard catch on the second play of the game.

Ohio passed for 319 yards against a Vols defense that entered the game allowing an average 88.33 yards by air per game.

Theo Scott connected with LaVon Brazill on a 2-yard touchdown pass, giving the Bobcats a 14-7 lead in the first quarter.

Tennessee, which entered the game ranked fifth in total defense in the FBS, held the Bobcats to only 21 yards rushing on 17 carries. Chris Walker picked off Scott's pass at the Ohio 7 and returned it for a touchdown to give the Vols the lead for good.

### Score by Quarters

Ohio	14	3	3	3	--	23
Tennessee	14	10	7	3	--	34

### Scoring Summary

- 1st - UT - Hardesty 11 run (Lincoln kick).  
OU - Garrett 95 kickoff return (Weller kick).  
OU - Brazill 2 pass from Scott (Weller kick).  
UT - Warren 3 pass from Crompton (Lincoln kick).
- 2nd - UT - Walker 7 interception return (Lincoln kick).  
OU - Weller 36 field goal.  
UT - Lincoln 38 field goal.
- 3rd - OU - Weller 18 field goal.  
UT - Brown 26 pass from Crompton (Lincoln kick).
- 4th - OU - Weller 31 field goal.  
UT - Lincoln 49 field goal.

Team Stats	Ohio	UT
First Downs	15	24
Rushes-Yards	17-38	39-208
Passing Yards	319	222
Passes (C-A-I)	30-52-1	17-34-1
Total Offensive Plays	69	73
Total Offense	340	399
Fumbles-Lost	2-1	3-1
Penalties-Yards	4-39	3-19
Punts-Average	5-35.6	5-36.2
Time of Possession	29:00	31:00
Third-Down Conversions	7 of 18	5 of 14
Fourth-Down Conversions	0 of 1	1 of 1
Sacks By-Yards	2-22	0-0

Tennessee						
Rushing	Att	Gain	Lost	Net	TD	Lg
Hardesty	20	140	0	140	1	22
Brown	13	59	3	56	0	11
Passing	Att	Comp	Int	Yds	TD	Lg
Crompton	34	17	1	222	2	34
Receiving	No	Yds	TD	Lg		
Moore	4	47	0	25		
Warren	3	24	1	11		

Ohio						
Rushing	Att	Gain	Lost	Net	TD	Lg
Harden	7	21	2	19	0	13
Passing	Att	Comp	Int	Yds	TD	Lg
Scott	52	30	1	319	59	
Receiving	No	Yds	TD	Lg		
Brazill	8	92	1	59		
Price	4	90	0	41		

## Vols Come Up Short Against Auburn

Oct. 4, 2009

**Tennessee 22**  
**Auburn 26**

**KNOXVILLE (AP)** -- Chris Todd threw for 218 yards and a touchdown, and Ben Tate ran for 128 yards and a score to help the Tigers beat Tennessee 26-22 at Neyland Stadium.

Auburn (5-0, 2-0 Southeastern Conference) never trailed in its first road game of the season and has now won five straight over the Vols -- its longest streak in the series.

The Tigers met some resistance early from Tennessee's defense, but slowly wore it down as they held the ball nearly 10 minutes longer than the Vols.

Tennessee made the score look closer when Jonathan Crompton threw a 32-yard touchdown pass to Denarius Moore as the clock expired to cut the final margin to 26-22.

The Vols defense forced the Tigers to punt six times and limited them to field goals by Wes Byrum on four drives. The Auburn offense entered the game averaging 45.3 points and 526.3 yards.

Tennessee's offense couldn't stay on the field. The Vols went three-and-out three times in the first half. The Vols converted only four of 17 third downs.

By the middle of the second quarter, Auburn managed to take advantage of the weary Vols defense and drove 87 yards in 2:32. Tate scored on an 11-yard run to put the Tigers up 13-0.

Todd connected with Terrell Zachery on an 11-yard touchdown pass to give them a 23-6 lead.

At halftime, Crompton had completed only four passes for 62 yards. Still, thanks to some success in the Vols' 2-minute offense, he finished 20 for 43 for 259 yards and two touchdowns.

### Score by Quarters

Auburn	6	7	3	10	--	26
Tennessee	0	6	0	16	--	22

### Scoring Summary

- 1st - AU - Byrum 29 field goal.  
AU - Byrum 43 field goal.
- 2nd - AU - Tate 11 run (Byrum kick).  
UT - Hardesty 1 run (Lincoln kick blocked).
- 3rd - AU - Byrum 19 field goal.
- 4th - AU - Zachery 11 pass from Todd (Byrum kick).  
UT - Hardesty 31 pass from Crompton (Lincoln kick).  
AU - Lincoln 26 field goal.  
AU - Byrum 22 field goal.  
UT - Moore 32 pass from Crompton.

Team Stats	Auburn	UT
First Downs	24	19
Rushes-Yards	48-224	29-151
Passing Yards	235	259
Passes (C-A-I)	20-35-0	20-44-0
Total Offensive Plays	83	73
Total Offense	459	410
Fumbles-Lost	2-0	1-1
Penalties-Yards	3-35	4-30
Punts-Average	6-42.5	8-33.4
Time of Possession	34:46	25:14
Third-Down Conversions	6 of 17	4 of 17
Fourth-Down Conversions	0 of 0	3 of 3
Sacks By-Yards	0-0	0-0

Tennessee						
Rushing	Att	Gain	Lost	Net	TD	Lg
Hardesty	21	97	7	90	1	21
Richardson	1	41	0	41	0	41
Passing	Att	Comp	Int	Yds	TD	Lg
Crompton	43	20	0	259	2	40
Receiving	No	Yds	TD	Lg		
Jones	7	75	0	25		
Hancock	4	35	0	18		

Auburn						
Rushing	Att	Gain	Lost	Net	TD	Lg
Tate	25	135	7	128	1	20
Passing	Att	Comp	Int	Yds	TD	Lg
Todd	32	19	0	218	1	24
Receiving	No	Yds	TD	Lg		
Fannin	6	25	0	16		
McCalebb	3	62	0	24		

## Crompton Helps Vols to First SEC Win

Oct. 10, 2009

**Tennessee 45**  
**Georgia 19**

**KNOXVILLE (AP)** -- Tennessee coach Lane Kiffin didn't defeat Florida as promised. He did deliver on another guarantee with a 45-19 win over the Georgia Bulldogs on Saturday.

The first-year coach got help from Jonathan Crompton, who passed for a career-high 310 yards and threw four touchdowns.

Kiffin had emphasized the Georgia game to his players due to its importance in recruiting. Because the state of Tennessee doesn't produce many elite prospects, coaches traditionally have recruited in Georgia, and 12 current Vols hail from the bordering state, including Eric Berry.

It was his first Southeastern Conference victory and kept the Volunteers (3-3, 1-2) from going 0-3 in the league for a second season in a row. Georgia (3-3, 2-2) dropped to 3-3 for the first time under coach Mark Richt.

The Vols' passing game had faltered at times this season, with Crompton struggling with his accuracy and his receivers often dropping passes when he was on target. But by halftime Saturday, Crompton had already thrown for 205 yards and three touchdowns. He finished 20-for-27.

Georgia's offense never reached the red zone, and the Tennessee defense held it to 241 yards compared with the Vols' 472.

Crompton was a perfect 4-for-4 for 67 yards on a drive late in the first half, finding Marsalis Teague on a 5-yard touchdown pass for a 21-10 lead with 2:40 left. He also connected with Gerald Jones on a 51-yard score. He had a season-best 105 yards receiving and two touchdowns.

### Score by Quarters

Georgia	0	12	7	0	--	19
Tennessee	0	21	17	7	--	45

### Scoring Summary

- 2nd - UT - Jones 6 pass from Crompton (Lincoln kick).  
GA - Boykin 100 kickoff return (Walsh kick).  
UT - Moore 33 pass from Crompton (Lincoln kick).  
GA - Walsh 52 field goal.  
GA - Team safety.
- 3rd - UT - Lincoln 30 field goal.  
GA - Rambo 28 interception return (Walsh kick).  
UT - Hardesty 39 run (Lincoln kick).  
UT - Jones 51 pass from Crompton (Lincoln kick).
- 4th - UT - Brown 1 run (Lincoln kick).

Team Stats	Georgia	UT
First Downs	13	24
Rushes-Yards	22-89	37-162
Passing Yards	152	259
Passes (C-A-I)	20-40-2	20-27-1
Total Offensive Plays	62	64
Total Offense	241	472
Fumbles-Lost	2-1	2-0
Penalties-Yards	9-79	7-47
Punts-Average	6-49.8	5-35.8
Time of Possession	25:55	34:05
Third-Down Conversions	3 of 13	5 of 11
Fourth-Down Conversions	0 of 2	0 of 0
Sacks By-Yards	0-0	0-0

Tennessee						
Rushing	Att	Gain	Lost	Net	TD	Lg
Hardesty	20	101	4	97	1	39
Brown	9	21	0	21	1	9
Passing	Att	Comp	Int	Yds	TD	Lg
Crompton	43	20	0	259	2	40
Receiving	No	Yds	TD	Lg		
Jones	7	75	0	25		
Hancock	4	35	0	18		

Georgia						
Rushing	Att	Gain	Lost	Net	TD	Lg
Thomas	3	30	0	30	0	13
Passing	Att	Comp	Int	Yds	TD	Lg
Cox	34	19	2	146	0	21
Receiving	No	Yds	TD	Lg		
Green	8	60	0	21		
Moore	6	49	0	14		

2009 Scoreboard (3-3, 1-2 SEC)

Date	UT rank	Opponent (rank) (TV)	Site	Time/Result	Attend.	Quick Facts
Sept. 5		Western Kentucky (SEC)	Knoxville	W 63-7	98,761	Total offense margin of plus-574 best in school history; Three frosh among 7 with TDs
Sept. 12		UCLA (ESPN)	Knoxville	L 15-19	102,239	Vols limit Bruins to 186 total yards but lose 4 turnovers; Hardesty 26 rush., 89 yds., TD
Sept. 19		*at Florida (CBS) (1/1)	Gainesville	L 13-23	90,894	Berry CBS Player of the Game in losing effort after 11 tackles, 13th career interception
Sept. 26		Ohio (VideoSeat PPV)	Knoxville	W 34-23	95,535	Frosh Brown, Richardson both 100+ all-purpose yds; Hardesty 4th straight game w/TD
Oct. 3		*Auburn (ESPN)	Knoxville	L 22-26	102,941	McCoy career-high 16 tackles, Berry (14) ties career high; Vols convert 3 fourth downs
Oct. 10		*Georgia (SEC)	Knoxville	W 45-19	103,261	Crompton 20-of-27 for career-high 310 yards, 4 TDs; Defense allows no red zone trips
Oct. 24		*at Alabama (CBS) (1/2)	Tuscaloosa	2:30 p.m. CT		
Oct. 31		*South Carolina (ESPN)	Knoxville	7:45 p.m. ET		
Nov. 7		Memphis (HC)	Knoxville			
Nov. 14		*at Mississippi	Oxford			
Nov. 21		*Vanderbilt	Knoxville			
Nov. 28		*at Kentucky	Lexington			

Rankings listed (AP/USA Today) HC-Homecoming \*-Southeastern Conference game

Team Statistics	UT	OPP
<b>Scoring</b>	<b>192</b>	<b>117</b>
Points Per Game	32.0	19.5
<b>First Downs</b>	<b>130</b>	<b>90</b>
Rushing	61	42
Passing	59	46
Penalty	10	2
<b>Rushing Yardage</b>	<b>1102</b>	<b>661</b>
Yards gained rushing	1200	831
Yards lost rushing	98	170
Rushing Attempts	225	197
Average Per Rush	4.9	3.4
Average Per Game	183.7	110.2
TDs Rushing	10	4
<b>Passing Yardage</b>	<b>1254</b>	<b>971</b>
Comp-Att-Int	106-182-9	104-185-5
Average Per Attempt	6.9	5.2
Average Per Completion	11.8	9.3
Average Per Game	209.0	161.8
TDs Passing	13	3
<b>Total Offense</b>	<b>2356</b>	<b>1632</b>
Total Plays	407	382
Average Per Play	5.8	4.3
Average Per Game	392.7	272.0
<b>Kick Returns: No.-Yards</b>	<b>25-545</b>	<b>31-868</b>
Average Per Return	21.8	28.0
<b>Punt Returns: No.-Yards</b>	<b>8-67</b>	<b>10-86</b>
Average Per Return	8.4	8.6
<b>Int Resturns: No.-Yards</b>	<b>5-14</b>	<b>9-71</b>
Average Per Return	2.8	7.9
<b>Fumbles-Lost</b>	<b>12-4</b>	<b>16-6</b>
<b>Penalties-Yards</b>	<b>25-191</b>	<b>38-322</b>
Average Per Game	31.8	53.7
<b>Punts-Yards</b>	<b>24-961</b>	<b>31-1378</b>
Average Per Punt	40.0	44.5
Net punt average	34.8	39.7
<b>Time of Possession/Game</b>	<b>30:23</b>	<b>29:37</b>
<b>3rd-Down Conversions</b>	<b>30/79</b>	<b>28/86</b>
3rd-Down Pct	38%	33%
<b>4th-Down Conversions</b>	<b>6/10</b>	<b>1/5</b>
4th-Down Pct	60%	20%
<b>Sacks By-Yards</b>	<b>10-73</b>	<b>6-42</b>
<b>Misc. Yards (Blocked FG Ret.)</b>	<b>0</b>	<b>0</b>
<b>Touchdowns Scored</b>	<b>24</b>	<b>10</b>
Field Goals-Attempts	8-10	15-18
PAT-Attempts	22-23	10-10
<b>Attendance</b>	<b>502,737</b>	<b>90,894</b>
Games/Avg Per Game	5/100,547	1/90,894
Neutral Site Games	-	-

Score by Quarters	1st	2nd	3rd	4th	OT	Total
Tennessee	27	68	31	66	0	192
Opponents	26	39	39	13	0	117

Offense Statistics										
No.	Rushing	GP	Att	Gain	Loss	Net	Avg	TD	Long	Avg/G
2	Montario Hardesty	6	125	694	22	672	5.4	6	43	112.0
11	Bryce Brown	6	55	261	11	250	4.5	2	34	41.7
28	Tauren Poole	6	7	71	1	70	10.0	0	34	11.7
7	NuKeese Richardson	6	5	65	6	59	11.8	0	41	9.8
27	David Oku	6	11	54	4	50	4.5	2	16	8.3
83	Zach Rogers	5	1	15	0	15	15.0	0	15	3.0
40	Austin Johnson	5	1	2	0	2	2.0	0	2	0.4
6	Denarius Moore	5	1	0	6	-6	-6.0	0	0	-1.0
8	Jonathan Crompton	5	19	38	48	-10	-0.5	0	6	-1.7
<b>Totals</b>		<b>6</b>	<b>225</b>	<b>1200</b>	<b>98</b>	<b>1102</b>	<b>4.9</b>	<b>10</b>	<b>43</b>	<b>183.7</b>
<b>Opponent</b>		<b>6</b>	<b>197</b>	<b>831</b>	<b>170</b>	<b>661</b>	<b>3.4</b>	<b>4</b>	<b>32</b>	<b>110.2</b>
No.	Passing	GP	Effic	Comp-Att-Int	Pct	Yds	TD	Lng	Avg/G	
8	Jonathan Crompton	6	129.12	102-177-9	57.6	1210	13	51	201.7	
17	Nick Stephens	2	192.40	4-4-0	100.0	44	0	27	22.0	
Team				0-1-0						
<b>Totals</b>		<b>6</b>	<b>129.80</b>	<b>106-182-9</b>	<b>58.2</b>	<b>1254</b>	<b>13</b>	<b>51</b>	<b>209.0</b>	
<b>Opponents</b>		<b>6</b>	<b>100.25</b>	<b>104-185-5</b>	<b>56.2</b>	<b>971</b>	<b>3</b>	<b>59</b>	<b>161.8</b>	
No.	Receiving	GP	No.	Yds	Avg	TD	Long	Avg/G		
87	Quintin Hancock	5	17	194	11.4	1	28	38.8		
4	Gerald Jones	5	15	209	13.9	2	51	41.8		
6	Denarius Moore	6	12	168	14.0	2	33	28.0		
88	Luke Stocker	6	10	147	14.7	2	40	24.5		
45	Kevin Cooper	6	9	81	9.0	0	23	13.5		
11	Bryce Brown	6	8	105	13.1	1	34	17.5		
10	Marsalis Teague	6	8	100	12.5	2	24	16.7		
2	Montario Hardesty	6	8	94	11.8	1	31	15.7		
7	NuKeese Richardson	6	5	48	9.6	0	27	8.0		
40	Austin Johnson	5	2	20	10.0	0	12	4.0		
83	Zach Rogers	5	2	17	8.5	0	11	3.4		
27	David Oku	6	2	13	6.5	0	8	2.2		
80	Jeff Cottam	6	1	4	4.0	0	4	0.7		
<b>Totals</b>		<b>6</b>	<b>106</b>	<b>1254</b>	<b>11.8</b>	<b>13</b>	<b>51</b>	<b>209.0</b>		
<b>Opponents</b>		<b>6</b>	<b>104</b>	<b>971</b>	<b>9.3</b>	<b>3</b>	<b>59</b>	<b>161.8</b>		
No.	Punt Returns	No.	Yds	Avg	TD	Long				
7	NuKeese Richardson	6	66	11.0	0	21				
41	Dennis Rogan	2	1	0.5	0	5				
<b>Totals</b>		<b>8</b>	<b>67</b>	<b>8.4</b>	<b>0</b>	<b>21</b>				
<b>Opponents</b>		<b>10</b>	<b>75</b>	<b>7.5</b>	<b>0</b>	<b>17</b>				
No.	Kickoff Returns	No.	Yds	Avg	TD	Long				
27	David Oku	13	273	21.0	0	35				
7	Nu'Keese Richardson	10	220	22.0	0	37				
41	Dennis Rogan	2	52	26.0	0	24				
<b>Totals</b>		<b>25</b>	<b>545</b>	<b>21.8</b>	<b>0</b>	<b>37</b>				
<b>Opponents</b>		<b>31</b>	<b>868</b>	<b>28.0</b>	<b>2</b>	<b>100</b>				
No.	Interceptions	No.	Yds	Avg	TD	Long				
84	Chris Walker	2	7	3.5	1	7				
13	Brent Vinson	1	7	7.0	0	7				
14	Eric Berry	1	0	--	0	0				
41	Dennis Rogan	1	0	--	0	0				
<b>Totals</b>		<b>5</b>	<b>14</b>	<b>2.8</b>	<b>1</b>	<b>7</b>				
<b>Opponents</b>		<b>9</b>	<b>71</b>	<b>7.9</b>	<b>1</b>	<b>28</b>				

# 2009 Statistics

No.	Punting	No.	Yds	Avg	Long	TB	FC	I20	Blkd
96	Chad Cunningham	23	961	41.8	57	2	5	8	1
<b>Totals</b>		<b>24</b>	<b>961</b>	<b>40.0</b>	<b>57</b>	<b>2</b>	<b>5</b>	<b>8</b>	<b>1</b>
<b>Opponents</b>		<b>31</b>	<b>1378</b>	<b>44.5</b>	<b>64</b>	<b>4</b>	<b>5</b>	<b>7</b>	<b>0</b>

No.	Field Goals	FGM-FGA	Pct.	1-19	20-29	30-39	40-49	50+	Lg	Blk
26	Daniel Lincoln	8-10	80.0	0-0	4-4	3-4	1-2	0-0	49	0
<b>FG SEQ: (31) (28) (24) (20) (38) 46 (49) 39 (26) (30).</b>										

Numbers in parentheses indicate field goal was made.

No.	Fumble Returns	No.	Yds	Avg	TD	Long
14	Eric Berry	1	46	46.0	0	46
41	Dennis Rogan	1	35	35.0	0	35
15	Janzen Jackson	1	8	8.0	0	8
<b>Totals</b>		<b>3</b>	<b>89</b>	<b>29.7</b>	<b>0</b>	<b>46</b>
<b>Opponents</b>		<b>1</b>	<b>13</b>	<b>13.0</b>	<b>0</b>	<b>13</b>

No.	Total Offense Ldrs.	GP	Plays	Rush	Pass	Total	Avg/G
8	Jonathan Crompton	6	196	-10	1210	1200	200.0
2	Montario Hardesty	6	125	672	0	672	112.0
11	Bryce Brown	6	55	250	0	250	41.7
28	Tauren Poole	6	7	70	0	70	11.7
7	Nu'Keese Richardson	6	5	59	0	59	9.8
27	David Oku	6	11	50	0	50	8.3
17	Nick Stephens	2	4	0	44	44	22.0
<b>Totals</b>		<b>6</b>	<b>407</b>	<b>1102</b>	<b>1254</b>	<b>2356</b>	<b>392.7</b>
<b>Opponents</b>		<b>6</b>	<b>382</b>	<b>661</b>	<b>971</b>	<b>1632</b>	<b>272.0</b>

No.	Scoring	TD	FGs	PAT Kick	PAT Rush	PAT Rcv	PAT Pass	DXP	Saf	Pts
26	Daniel Lincoln	0	8-10	22-23	0-0	0	0-0	0	0	46
2	Montario Hardesty	7	0-0	0-0	0-0	0	0-0	0	0	42
11	Bryce Brown	3	0-0	0-0	0-0	0	0-0	0	0	18
4	Gerald Jones	2	0-0	0-0	0-0	0	0-0	0	0	12
6	Denarius Moore	2	0-0	0-0	0-0	0	0-0	0	0	12
27	David Oku	2	0-0	0-0	0-0	0	0-0	0	0	12
88	Luke Stocker	2	0-0	0-0	0-0	0	0-0	0	0	12
10	Marsalis Teague	2	0-0	0-0	0-0	0	0-0	0	0	12
87	Quintin Hancock	1	0-0	0-0	0-0	0	0-0	0	0	6
84	Chris Walker	1	0-0	0-0	0-0	0	0-0	0	0	6
	Team	0	0	0-0	0-0	0	0-0	0	1	2
<b>Totals</b>		<b>24</b>	<b>8-10</b>	<b>22-23</b>	<b>0-0</b>	<b>0</b>	<b>0-0</b>	<b>0</b>	<b>1</b>	<b>192</b>
<b>Opponents</b>		<b>10</b>	<b>15-18</b>	<b>10-10</b>	<b>0-0</b>	<b>0</b>	<b>0-0</b>	<b>0</b>	<b>1</b>	<b>117</b>

No.	All Purpose Ldrs.	GP	Rush	Rec	PR	KR	IR	Tot	Avg/G
2	Montario Hardesty	6	672	94	0	0	0	766	127.7
7	Nu'Keese Richardson	6	59	48	66	220	0	393	65.5
11	Bryce Brown	6	250	105	0	0	0	355	59.2
27	David Oku	6	50	13	0	273	0	336	56.0
4	Gerald Jones	5	0	209	0	0	0	209	41.8
87	Quintin Hancock	5	0	194	0	0	0	194	38.8
6	Denarius Moore	6	-6	168	0	0	0	162	27.0
<b>Totals</b>		<b>6</b>	<b>1102</b>	<b>1254</b>	<b>67</b>	<b>545</b>	<b>14</b>	<b>2982</b>	<b>497.0</b>
<b>Opponents</b>		<b>6</b>	<b>661</b>	<b>971</b>	<b>75</b>	<b>868</b>	<b>71</b>	<b>2646</b>	<b>441.0</b>

## Defensive Statistical Leaders

No.	Player	GP	T	AT	TT	TFL	Sack	Int-Yds	PBU	PD	QBH*	FR-Yds	FF	Blk
5	Rico McCoy	6	29	24	53	2-7	.	.	4	4	2	.	2	.
14	Eric Berry	6	35	15	50	4.5-8	.	1-0	4	5	1	1-46	.	.
55	Dan Williams	6	12	17	29	2-1	.	.	.	.	5	.	.	.
41	Dennis Rogan	5	17	10	27	2-3	1-2	1-0	1	2	.	1-35	1	.
56	Nick Reveiz	4	11	16	27	4.5-9	.	.	.	.	1	.	.	.
43	Savion Frazier	6	14	10	24	3-9	.	.	.	.	2	1-0	.	.
15	Janzen Jackson	6	15	7	22	.	.	.	1	1	.	1-8	.	.
25	Art Evans	6	12	9	21	1-1	.	.	1	1	.	.	1	.
84	Chris Walker	6	10	11	21	5.5-33	4-29	2-7	1	3	1	.	1	.
42	L.Thompson	5	16	4	20	5-29	1-9	.	.	.	.	1-0	1	.
57	Gerald Williams	6	7	5	12	0.5-3	.	.	3	3	4	1-0	.	.
99	Ben Martin	6	5	7	12	3-22	2-21	.	2	2	.	.	.	.
93	Montori Hughes	6	5	3	8	2-12	.	.	.	.	1	.	1	.
48	Greg King	4	5	3	8	1-1	.	.	1	1	.	.	.	.
13	Brent Vinson	4	5	2	7	.	.	1-7	2	3	1	.	.	.
94	Wes Brown	5	3	4	7	1.5-9	1-5	.	.	.	1	.	.	.
37	N.Mitchell-Thornton	5	4	3	7	1-3	.	.	.	.	1	.	.	.
86	Willie Bohannon	6	1	4	5	1-7	1-7	.	.	.	.	.	1	.
34	Herman Lathers	6	2	2	4	.	.	.	.	.	.	.	.	.
31	Marsalous Johnson	5	2	2	4	.	.	.	.	.	.	.	.	.
46	Andre Mathis	4	1	3	4	.	.	.	.	.	.	.	.	.
29	Stephaun Raines	6	2	1	3	.	.	.	.	.	.	.	.	.
	3 Darren Myles Jr.	5	3	0	3	.	.	.	1	1	.	.	.	.
	36 Anthony Anderson	5	1	1	2	.	.	.	.	.	.	.	.	.
	18 Tyler Wolf	5	2	1	3	.	.	.	.	.	.	.	.	.
	20 Mike Edwards	6	0	2	2	.	.	.	.	.	.	.	.	.
<b>Totals</b>		<b>6</b>	<b>228</b>	<b>178</b>	<b>406</b>	<b>40-159</b>	<b>10-73</b>	<b>5-14</b>	<b>21</b>	<b>26</b>	<b>20</b>	<b>6-89</b>	<b>8</b>	<b>0</b>
<b>Opponents</b>		<b>6</b>	<b>220</b>	<b>220</b>	<b>440</b>	<b>27-94</b>	<b>6-42</b>	<b>9-71</b>	<b>23</b>	<b>32</b>	<b>13</b>	<b>4-13</b>	<b>6</b>	<b>2</b>

\*Quarterback hurries is not an official NCAA statistic.

**Defensive Big Play Leaders:** Eric Berry 10.5, Chris Walker 9.5, Rico McCoy 8, LaMarcus Thompson 7, Dennis Rogan 6, Ben Martin 5, Nick Reveiz 4.5, Gerald Williams 4.5, Savion Frazier 4.

## Special Teams Tackle Leaders

No.	Player	T	AT	TT	No.	Player	T	AT	TT
14	Eric Berry	4	3	7	43	Savion Frazier	2	1	3
96	Chad Cunningham	3	2	5	29	Stephaun Raines	2	1	3
15	Janzen Jackson	3	0	3	18	Tyler Wolf	2	1	3
25	Art Evans	2	1	3					

## Miscellaneous Statistics

Red Zone*	Poss.	TD	FG	TO	MFG	Downs	Time	TD%	Score%
Tennessee	25	16	7	0	0	1	1	64.0	92.0
Opponents	20	7	11	1	1	0	0	35.0	90.0

\*The Red Zone denotes UT's possessions inside the 20-yrd. line (includes OT).

No.	Kickoffs	No.	TB	RET	OB	FC	Points Off	Turnovers
96	Chad Cunningham	37	4	31	1	1		
							<b>Takeaways</b>	<b>Pts. Off</b>
							UT 11	62
							OPP 13	30

## SEC/NCAA Team Stat Rankings

Category	Stat	SEC	NCAA
Scoring Offense	32.0	5	26
Total Offense	392.7	5	48
Rushing Offense	183.7	6	35
Passing Offense	209.0	6	70
Passing Efficiency	129.76	6	60
1st Downs	21.7	3	25t
3rd-Down Conversions	38.0	8	73
Sacks Allowed	1.00	3t	16t
Scoring Defense	19.5	7	33
Total Defense	272.0	3	13
Rushing Defense	110.2	3	31
Passing Defense	161.8	5	10
Passing Efficiency Defense	100.23	5	20
Sacks by	1.67	10	76
Net Punting	34.8	7	80
Punt Returns	8.4	7	67
Kickoff Returns	21.8	10	60
Interceptions (Total)	5	8t	67t
Penalty Yards	31.8	1	3
Turnover Margin	-0.33	8t	77t

## SEC/NCAA Individual Stat Rankings

Category	Name	Stat	SEC	NCAA
Rushing-Game	Montario Hardesty	112.0	4	12
Passing Efficiency Rating	Jonathan Crompton	129.12	7	61
Total Offense-Game	Jonathan Crompton	200.0	6	66
Receptions-Game	Quintin Hancock	3.4	10	--
Interceptions-Game	Chris Walker	0.33	6t	56t
Punting-Avg.	Chad Cunningham	41.8	5	45
Field Goals-Game	Daniel Lincoln	1.33	8	32t
Scoring-Game	Daniel Lincoln	7.7	5	46t
	Montario Hardesty	7.0	8t	65t
All Purpose-Game	Montario Hardesty	127.7	6	47
Sacks-Game	Chris Walker	0.67	2t	46t
Tackles	Rico McCoy	8.8	4	49t
	Eric Berry	8.3	7	66t
Tackles for Loss-Game	LaMarcus Thompson	1.00	5t	91t

t-Tied.

Team Totals Game-by-Game

	Score	1st Downs	Rushing (No-Yds-TD)	Passing (C-A-I-Yds-TD)	Total Offense (Ply-Yds-TD)	Punts No-Avg	Fumbles No-Lost	Penalties No-Yds	KO Ret. No-Yds	Punt Ret. No-Yds	Int. Ret. No-Yds	3rd-Dn Convs.	Time of Poss.
TENNESSEE	63	34	44-380-4	25-32-2-277-5	76-657	0-0.0	3-1	6-45	2-40	4-35	1-7	7-9	32:59
Western Ky.	7	6	30-34-1	9-16-1-49-0	46-83	9-44.8	3-2	9-74	8-177	0-0	2-3	1-11	27:01
TENNESSEE	15	16	44-115-1	13-26-3-93-0	70-208	3-49.7	1-1	2-10	4-77	1-6	0-0	4-15	31:38
UCLA	19	12	36-85-0	11-23-0-101-1	59-186	4-47.0	6-1	9-70	3-52	2-32	3-30	3-14	28:22
TENNESSEE	13	13	32-117-1	11-19-2-93-0	51-210	3-39.3	1-0	3-40	5-103	0-0	1-0	5-12	27:20
Florida	23	20	44-208-2	14-19-1-115-0	63-323	1-55.0	1-1	4-25	3-97	0-0	2-0	8-13	32:40
TENNESSEE	34	24	39-177-1	17-34-1-222-2	73-399	5-36.2	3-1	3-19	5-95	1-21	1-7	5-14	31:00
Ohio	23	15	17-21-0	30-52-1-319-1	69-340	5-35.6	2-1	4-39	6-221	3-14	1-10	7-18	29:00
TENNESSEE	22	19	29-151-1	20-44-0-259-2	73-410	8-41.8	1-1	4-30	7-176	1-9	0-0	4-17	25:14
Auburn	26	24	48-224-1	20-35-0-235-1	83-459	6-42.5	2-0	3-35	4-140	2-9	0-0	6-17	34:46
TENNESSEE	45	24	37-162-2	20-27-1-310-4	64-472	5-35.8	2-0	7-47	2-54	1-(-4)	2-0	5-11	34:05
Georgia	19	13	22-89-0	20-40-2-152-0	62-241	6-49.8	2-1	9-79	7-181	3-31	1-28	3-13	25:55
TENNESSEE													
Alabama													
TENNESSEE													
South Carolina													
TENNESSEE													
Memphis													
TENNESSEE													
Mississippi													
TENNESSEE													
Vanderbilt													
TENNESSEE													
Kentucky													

Game-by-Game Starters

Offense	TE	LT	LG	C	RG	RT	WR	WR	QB	TB	FB	PK
WESTERN KY.	Stocker	Scott	Richard	Cd.Sullins	McClendon	Shaw	Teague	Hancock	Crompton	Hardesty	Cooper	Lincoln
UCLA	Stocker	Scott	Richard	Cd.Sullins	McClendon	Shaw	Teague	Hancock	Crompton	Hardesty	Cooper	Lincoln
at Florida	Stocker	Scott	Richard	Cd.Sullins	McClendon	Shaw	Teague	Hancock	Crompton	Hardesty	Cooper	Lincoln
OHIO	Stocker	Scott	Cr.Sullins	Cd.Sullins	McClendon	Douglas	Teague	Richardson	Crompton	Hardesty	Cooper	Lincoln
AUBURN	Stocker	Scott	Cr.Sullins	Cd.Sullins	McClendon	Douglas	Jones	Hancock	Richardson	Hardesty	Cooper	Lincoln
GEORGIA	Stocker	Scott	Cr.Sullins	Cd.Sullins	McClendon	Douglas	Jones	Hancock	Crompton	Hardesty	Moore (WR)	Lincoln
at Alabama												
SOUTH CAROLINA												
MEMPHIS												
at Mississippi												
VANDERBILT												
at Kentucky												

Defense	LE	LT	RT	RE	SLB	MLB	WLB	LCB	RCB	SS	FS	P
WESTERN KY.	G.Williams	W.Brown	D.Williams	Walker	Thompson	N.Reveiz	McCoy	M.Johnson	Evans	Berry	Rogan	Cunningham
UCLA	G.Williams	W.Brown	D.Williams	Walker	Thompson	N.Reveiz	McCoy	Rogan	Evans	Berry	Jackson	Cunningham
at Florida	Martin	W.Brown	D.Williams	Walker	Thompson	N.Reveiz	McCoy	Rogan	Evans	Berry	Jackson	Cunningham
OHIO	Martin	Mathis	D.Williams	Walker	King	N.Reveiz	McCoy	Vinson	Evans	Berry	Jackson	Cunningham
AUBURN	Martin	W.Brown	D.Williams	Walker	Thompson	Frazier	McCoy	Rogan	Evans	Berry	Jackson	Cunningham
GEORGIA	Martin	W.Brown	D.Williams	Walker	Thompson	Frazier	McCoy	Rogan	Evans	Berry	Jackson	Cunningham
at Alabama												
SOUTH CAROLINA												
MEMPHIS												
at Mississippi												
VANDERBILT												
at Kentucky												

Starting Experience

Defense	'06	'07	'08	'09	Tot	Strk	Offense	'06	'07	'08	'09	Tot	Strk	Special Teams	'06	'07	'08	'09	Tot	Strk
Eric Berry, DB	.	14	12	6	32	32	Kevin Cooper, FB	.	.	10	5	15	-	Chad Cunningham, P	.	1	5	6	12	6
Wes Brown, DT	.	.	12	5	17	2	Jeff Cottam, TE	.	6	2	.	8	-	Daniel Lincoln, PK	.	14	10	6	30	9
Art Evans, DB	.	.	.	6	6	6	Jonathan Crompton, QB	1	.	6	5	12	1	<b>Totals</b>	<b>15</b>	<b>15</b>	<b>12</b>	<b>42</b>		
Savion Frazier, LB	.	.	.	2	2	2	Aaron Douglas, OT	.	.	.	3	3	3							
Janzen Jackson, DB	.	.	.	5	5	5	Quintin Hancock, WR	.	.	1	5	6	2							
Marsalous Johnson, DB	.	7	2	1	10	-	Montario Hardesty, TB	5	.	1	6	12	6							
Greg King, LB	.	.	.	1	1	-	Gerald Jones, WR	.	.	7	2	9	2							
Ben Martin, DE	.	.	.	4	4	4	Jacques McClendon, OG	1	6	6	6	19	6							
Andre Mathis, DT	.	.	.	1	1	-	Josh McNeil, C	9	14	12	.	35	-							
Rico McCoy, LB	2	13	12	6	33	18	Denarius Moore, WR	.	.	.	1	1	1							
Nick Reveiz, LB	.	.	1	4	5	-	Vladimir Richard, OG	.	.	6	3	9	-							
Dennis Rogan, DB	.	.	12	5	17	2	Nu'Keese Richardson, WR	.	.	.	2	2	-							
LaMarcus Thompson, LB	.	.	.	5	5	2	Chris Scott, OT	.	14	12	6	32	32							
Brent Vinson, DB	.	10	.	1	11	-	Jarrod Shaw, OT	.	.	.	3	3	-							
Chris Walker, DE	.	.	.	6	6	6	Nick Stephens, QB	.	.	6	.	6	-							
Dan Williams, DT	.	10	9	6	25	7	Luke Stocker, TE	.	.	12	6	18	18							
Gerald Williams, DE	.	.	.	2	2	-	Cody Sullins, C	.	.	.	6	6	6							
<b>Totals</b>	<b>2</b>	<b>54</b>	<b>60</b>	<b>66</b>	<b>182</b>		<b>Totals</b>	<b>16</b>	<b>40</b>	<b>82</b>	<b>66</b>	<b>204</b>								

\*Warren started nine games at Florida State in 2006.

# 2009 Statistics

## Rushing

(Att-Yds-TD)	B.Brown	Cooper	Crompton	Hardesty	A.Johnson	Oku	Poole	Richardson	Z.Rogers
WESTERN KY.	11-104-1	0-0-0	1-4-0	18-160-1	0-0-0	8-42-2	5-62-0	1-8-0	0-0-0
UCLA	11-34-0	0-0-0	7-(-8)-0	26-89-1	0-0-0	0-0-0	0-0-0	0-0-0	0-0-0
at Florida	8-21-0	0-0-0	3-6-0	20-96-1	0-0-0	0-0-0	0-0-0	0-0-0	DNP
OHIO	13-56-0	0-0-0	4-(-18)-0	20-140-1	0-0-0	0-0-0	0-0-0	2-(-1)-0	0-0-0
AUBURN	3-14-0	0-0-0	4-6-0	21-90-1	DNP	0-0-0	0-0-0	1-41-0	0-0-0
GEORGIA	9-21-1	0-0-0	0-0-0	20-97-1	1-2-0	3-8-0	2-8-0	1-11-0	1-15-0
at Alabama									
S. CAROLINA									
MEMPHIS									
at Mississippi									
VANDERBILT									
at Kentucky									
<b>Totals</b>	<b>55-250-2</b>	<b>0-0-0</b>	<b>19-(-10)-0</b>	<b>125-672-6</b>	<b>1-2-0</b>	<b>11-50-2</b>	<b>7-70-0</b>	<b>5-59-0</b>	<b>1-15-0</b>

## Receiving

(No-Yds-TD)	B.Brown	Cooper	Cottam	Hancock	Hardesty	A.Johnson	Jones	Moore	Oku	Richardson	Z.Rogers	Stocker	Teague
WESTERN KY.	0-0-0	2-25-0	0-0-0	5-65-1	1-2-0	1-8-0	DNP	1-4-0	0-0-0	3-30-0	1-11-0	2-23-2	6-86-1
UCLA	2-8-0	1-1-0	0-0-0	5-58-0	1-3-0	0-0-0	0-0-0	0-0-0	0-0-0	0-0-0	1-6-0	2-10-0	0-0-0
at Florida	3-34-0	2-16-0	1-4-0	1-5-0	1-4-0	0-0-0	2-25-0	0-0-0	1-5-0	0-0-0	DNP	0-0-0	0-0-0
OHIO	2-60-1	2-31-0	0-0-0	DNP	2-29-0	0-0-0	1-4-0	4-47-0	1-8-0	1-10-0	0-0-0	0-0-0	1-9-0
AUBURN	1-3-0	0-0-0	0-0-0	4-35-0	3-56-1	DNP	7-75-0	3-44-1	0-0-0	0-0-0	0-0-0	2-46-0	0-0-0
GEORGIA	0-0-0	2-8-0	0-0-0	2-31-0	0-0-0	1-12-0	5-105-2	4-73-1	0-0-0	1-8-0	0-0-0	4-68-0	1-5-1
at Alabama													
S. CAROLINA													
MEMPHIS													
at Mississippi													
VANDERBILT													
Kentucky													
<b>Totals</b>	<b>8-105-1</b>	<b>9-81-0</b>	<b>1-4-0</b>	<b>17-194-1</b>	<b>8-94-1</b>	<b>2-20-0</b>	<b>15-209-2</b>	<b>12-168-2</b>	<b>2-13-0</b>	<b>5-48-0</b>	<b>2-17-0</b>	<b>10-147-2</b>	<b>8-100-2</b>

## Passing

(C-A-I-Yds-TD)	Crompton	Stephens
WESTERN KY.	21-28-2-233-5	4-4-0-44-0
UCLA	13-26-3-93-0	DNP
at Florida	11-19-2-93-0	DNP
OHIO	17-34-1-222-2	DNP
AUBURN	20-43-0-259-2	DNP
GEORGIA	20-27-1-310-4	0-0-0-0-0
at Alabama		
S. CAROLINA		
MEMPHIS		
at Mississippi		
VANDERBILT		
at Kentucky		
<b>Totals</b>	<b>102-177-9-1210-13</b>	<b>4-4-0-44-0</b>

## Punting

(No-Yds-Avg)	Cunningham
WESTERN KY.	0-0-0.0
UCLA	3-149-49.7
at Florida	3-118-39.3
OHIO	5-181-36.2
AUBURN	8-334-41.8
GEORGIA	4-179-44.8
at Alabama	
S. CAROLINA	
MEMPHIS	
at Mississippi	
VANDERBILT	
at Kentucky	
<b>Totals</b>	<b>23-961-41.8</b>

## Field Goals

(FG-FGA)	Lincoln	Seq. (Made)-Miss
WESTERN KY.	0-0	--
UCLA	2-2	(31) (28)
at Florida	2-2	(24) (20)
OHIO	2-3	(38) 46 (49)
AUBURN	1-2	39 (26)
GEORGIA	1-1	(30)
at Alabama		
S. CAROLINA		
MEMPHIS		
at Mississippi		
VANDERBILT		
at Kentucky		
<b>Totals</b>	<b>8-10</b>	

## Punt Returns

(No-Yds-Avg)	Richardson	Rogan
WESTERN KY.	3-30-10.0	1-5-5.0
UCLA	1-6-6.0	0-0-0.0
at Florida	0-0-0.0	0-0-0.0
OHIO	1-21-21.0	DNP
AUBURN	1-9-9.0	0-0-0.0
GEORGIA	0-0-0	1-(-4)-(-)
at Alabama		
S. CAROLINA		
MEMPHIS		
at Mississippi		
VANDERBILT		
at Kentucky		
<b>Totals</b>	<b>6-66-11.0</b>	<b>2-1-0.5</b>

## Kickoff Returns

(No-Yds-Avg)	Oku	Richardson	Rogan
WESTERN KY.	1-21-21.0	0-0-0	1-19-19.0
UCLA	3-68-22.7	0-0-0	1-9-9.0
at Florida	5-79-15.8	0-0-0	0-24-na
OHIO	1-19-19.0	4-76-19.0	DNP
AUBURN	3-86-28.7	4-90-22.5	0-0-0.0
GEORGIA	0-0-0.0	2-54-27.0	0-0-0.0
at Alabama			
S. CAROLINA			
MEMPHIS			
at Mississippi			
VANDERBILT			
at Kentucky			
<b>Totals</b>	<b>13-273-21.0</b>	<b>10-220-22.0</b>	<b>2-52-26.0</b>

**Defensive Front [T-AT-TT]**

Game	Bohannon	W.Brown	Fowlkes	Hughes	Martin	Mathis	Nelson	Sykes	Thomas	Walker	D.Williams	G.Williams
WESTERN KY.	0-0-0	1-0-1	0-1-1	1-0-1	1-0-1	0-1-1	0-0-0	0-0-0	0-0-0	2-3-5	0-2-2	3-0-3
UCLA	1-1-2	0-0-0	DNP	1-1-2	0-1-1	1-2-3	DNP	DNP	0-1-1	1-1-2	4-4-8	1-0-1
at Florida	0-0-0	1-1-2	DNP	1-0-1	1-1-2	0-0-0	DNP	DNP	DNP	5-2-7	3-1-4	1-2-3
OHIO	0-2-2	DNP	DNP	0-0-0	3-1-4	0-0-0	DNP	DNP	0-0-0	1-0-1	0-3-3	0-1-1
AUBURN	0-0-0	0-3-3	DNP	1-2-3	0-1-1	DNP	DNP	DNP	0-0-0	0-2-2	2-5-7	2-2-4
GEORGIA	0-1-1	1-0-1	DNP	1-0-1	0-3-3	DNP	DNP	DNP	DNP	1-3-4	3-2-5	0-0-0
at Alabama												
S. CAROLINA												
MEMPHIS												
at Mississippi												
VANDERBILT												
at Kentucky												
<b>Totals</b>	<b>1-4-5</b>	<b>3-4-7</b>	<b>0-1-1</b>	<b>5-3-8</b>	<b>5-7-12</b>	<b>1-3-4</b>	<b>0-0-0</b>	<b>0-0-0</b>	<b>0-1-1</b>	<b>10-11-21</b>	<b>12-17-29</b>	<b>7-5-12</b>

**Linebackers [T-AT-TT]**

Game	Frazier	King	Lathers	McCoy	Mit-Thrtn	N.Reveiz	Thompson
WESTERN KY.	4-2-6	0-0-0	1-0-1	2-3-5	2-0-2	1-5-6	5-0-5
UCLA	0-0-0	DNP	0-0-0	1-6-7	0-0-0	2-7-9	2-1-3
at Florida	0-0-0	1-0-1	0-0-0	4-4-8	0-0-0	4-0-4	5-2-7
OHIO	0-0-0	4-2-6	0-0-0	5-3-8	2-3-5	4-4-8	DNP
AUBURN	7-4-11	0-1-1	0-2-2	10-6-16	DNP	DNP	2-1-3
GEORGIA	3-4-7	DNP	1-0-1	7-2-9	0-0-0	DNP	2-0-2
at Alabama							
S. CAROLINA							
MEMPHIS							
at Mississippi							
VANDERBILT							
at Kentucky							
<b>Totals</b>	<b>14-10-24</b>	<b>5-3-8</b>	<b>2-2-4</b>	<b>29-24-53</b>	<b>4-3-7</b>	<b>11-16-27</b>	<b>16-4-20</b>

**Secondary [T-AT-TT]**

Game	Anderson	Berry	Edwards	Evans	Fleming	Jackson	M.Johnson	Myles Jr.	Raines	Rogan	Vereen	Vinson	Waggner
WESTERN KY.	1-1-2	1-2-3	0-2-2	0-0-0	0-0-0	0-0-0	0-1-1	1-0-1	0-1-1	2-0-2	0-0-0	2-0-2	0-0-0
UCLA	0-0-0	7-3-10	0-0-0	1-3-4	DNP	1-1-2	DNP	DNP	1-0-1	5-0-5	1-0-1	0-0-0	0-0-0
at Florida	0-0-0	9-2-11	0-0-0	2-1-3	DNP	5-1-6	0-0-0	0-0-0	1-0-1	2-3-5	0-0-0	1-0-1	0-0-0
OHIO	0-0-0	3-4-7	0-0-0	3-2-5	DNP	3-1-4	1-0-1	1-0-1	0-0-0	DNP	0-0-0	2-2-4	0-0-0
AUBURN	DNP	11-3-14	0-0-0	2-3-5	DNP	3-2-5	0-0-0	1-0-1	0-0-0	4-5-9	0-0-0	DNP	0-0-0
GEORGIA	0-0-0	4-1-5	0-0-0	4-0-4	DNP	3-2-5	1-1-2	0-0-0	0-0-0	4-2-6	DNP	DNP	0-0-0
at Alabama													
S. CAROLINA													
MEMPHIS													
at Mississippi													
VANDERBILT													
at Kentucky													
<b>Totals</b>	<b>1-1-2</b>	<b>35-15-50</b>	<b>0-2-2</b>	<b>12-9-21</b>	<b>0-0-0</b>	<b>15-7-22</b>	<b>2-2-4</b>	<b>3-0-3</b>	<b>2-1-3</b>	<b>17-10-27</b>	<b>1-0-1</b>	<b>5-2-7</b>	<b>0-0-0</b>

**Defensive 'Big Plays' Leaderboard**

**Tackles for Loss (40)**

Walker 5.5 -- (WKU 2.5, FLA 2, OHIO 1).  
 Thompson 5 -- (WKU 3, AUB 1, GA 1).  
 Berry 4.5 -- (UCLA 1, FLA 2, OHIO 0.5, AUB 1).  
 N.Reveiz 4.5 -- (WKU 0.5, UCLA 0.5, FLA 2, OHIO 1.5).  
 Martin 3 -- (WKU 1, FLA 1, OHIO 1).  
 Frazier 3 -- (WKU 1, AUB 1, GA 1).  
 Hughes 2 -- (UCLA 1, AUB 1).  
 McCoy 2 -- (WKU 1, UCLA 0.5, OHIO 0.5).  
 Rogan 2 -- (UCLA 1, GA 1).  
 D.Williams 2 -- (WKU 0.5, OHIO 0.5, GA 1).  
 W.Brown 1.5 -- (WKU 1, AUB 0.5).  
 Bohannon 1 (UCLA 1).  
 Evans 1 -- (GA 1).  
 King 1 -- (FLA 1).  
 Mitchell-Thornton 1 -- (WKU 1).  
 Fowlkes 0.5 -- (WKU 0.5).  
 G.Williams 0.5 -- (AUB 0.5).

**Sacks (10)**

Walker 4 -- (WKU 2, FLA 2).  
 Martin 2 -- (WKU 1, FLA 1).  
 Bohannon 1 -- (UCLA 1).  
 W.Brown 1 -- (WKU 1).  
 Rogan 1 -- (UCLA 1).  
 Thompson 1 -- (WKU 1).

**Fumbles Forced (8)**

McCoy 2 -- (OHIO 1, AUB 1).  
 Bohannon 1 -- (UCLA 1).  
 Evans 1 -- (GA 1).  
 Hughes 1 -- (FLA 1).  
 Rogan 1 -- (UCLA 1).  
 Thompson 1 -- (WKU 1).  
 Walker 1 -- (UCLA 1).

**Fumbles Recovered (6)**

Berry 1 -- (GA 1).  
 Frazier 1 -- (WKU 1).  
 Jackson 1 -- (OHIO 1).  
 Rogan 1 -- (FLA 1).  
 Thompson 1 -- (WKU 1).  
 G.Williams 1 -- (UCLA 1).

**Interceptions (5)**

Walker 2 -- (OHIO 1, GA 1).  
 Berry 1 -- (FLA 1).  
 Rogan 1 -- (GA 1).  
 Vinson 1 -- (WKU 1).

**Passes Broken Up (21)**

Berry 4 -- (WKU 1, AUB 1, GA 2).  
 McCoy 4 -- (UCLA 1, OHIO 1, AUB 1, GA 1).  
 G.Williams 3 -- (AUB 1, GA 2).  
 Martin 2 -- (WKU 1, FLA 1).  
 Vinson 2 -- (OHIO 2).  
 Evans 1 -- (GA 1).  
 Jackson 1 -- (FLA 1).  
 King 1 -- (OHIO 1).  
 Myles Jr. 1 -- (GA 1).  
 Rogan 1 -- (AUB 1).  
 Walker 1 -- (AUB 1).

**QB Hurries (20)**

D.Williams 5 -- (FLA 1, OHIO 1, AUB 1, GA 2).  
 G.Williams 4 -- (WKU 1, UCLA 1, OHIO 2).  
 Frazier 2 -- (AUB 2).  
 McCoy 2 -- (OHIO 1, GA 1).  
 Berry 1 -- (UCLA 1).  
 W.Brown 1 -- (WKU 1).  
 Hughes 1 -- (OHIO 1).  
 Mitchell-Thornton 1 -- (OHIO 1).  
 N.Reveiz 1 -- (OHIO 1).  
 Vinson 1 -- (OHIO 1).  
 Walker 1 -- (AUB 1).

**Blocks (0)**

# 2009 Highs and Lows

## Tennessee Team

Points Scored _____	63	Western Kentucky
Low _____	13	Florida
First Downs _____	34	Western Kentucky
Low _____	13	Florida
Rushing Attempts _____	44	Western Kentucky & UCLA
Low _____	29	Auburn
Rushing Yards _____	380	Western Kentucky
Low _____	115	UCLA
Rushing TDs _____	4	Western Kentucky
Low _____	1	UCLA, Florida, Ohio & Auburn
Passes Attempted _____	44	Auburn
Low _____	19	Florida
Passes Completed _____	25	Western Kentucky
Low _____	11	Florida
Had Intercepted _____	3	UCLA
Low _____	0	Auburn
Passing Yards _____	310	Georgia
Low _____	93	UCLA & Florida
Passing TDs _____	5	Western Kentucky
Low _____	0	UCLA & Florida
Total Offensive Plays _____	76	Western Kentucky
Low _____	51	Florida
Total Offensive Yards _____	657	Western Kentucky
Low _____	208	UCLA
Fumbles _____	3	Western Kentucky & Ohio
Low _____	1	UCLA, Florida & Auburn
Fumbles Lost _____	1	Western Kentucky, UCLA, Ohio & Auburn
Low _____	0	Florida & Georgia
Penalties _____	7	Georgia
Low _____	2	UCLA
Penalty Yards _____	47	Georgia
Low _____	10	UCLA
QB Sacks by _____	5	Western Kentucky
Low _____	0	Ohio, Auburn & Georgia

## Tennessee Individual

Rushing Attempts _____	26	Montario Hardesty vs. UCLA
Net Rushing Yards _____	160	Montario Hardesty vs. Western Kentucky
Rushing TDs _____	2	David Oku vs. Western Kentucky
Pass Attempts _____	43	Jonathan Crompton vs. Auburn
Pass Completions _____	21	Jonathan Crompton vs. Western Kentucky
Had Intercepted _____	3	Jonathan Crompton vs. UCLA
Pass Yards _____	310	Jonathan Crompton vs. Georgia
Pass TDs _____	5	Jonathan Crompton vs. Western Kentucky
Total Offense Plays _____	47	Jonathan Crompton vs. Auburn
Total Offense Yards _____	310	Jonathan Crompton vs. Georgia
Receptions _____	7	Gerald Jones vs. Auburn
Receiving Yards _____	105	Gerald Jones vs. Georgia
Receiving TDs _____	2	Luke Stocker vs. Western Kentucky; & Gerald Jones vs. Georgia
Points Scored _____	12	Four players
Touchdowns _____	2	Four players
Field Goals (Made) _____	2	Daniel Lincoln vs. UCLA, Florida & Ohio
PATs (Made) _____	9	Daniel Lincoln vs. Western Kentucky
Punts _____	8	Chad Cunningham vs. Auburn
Punt Average (min. 3) _____	49.7	Chad Cunningham vs. UCLA
Punt Returns _____	3	Nu'Keese Richardson vs. Western Kentucky
Punt Return Yards _____	30	Nu'Keese Richardson vs. Western Kentucky
Kickoff Returns _____	5	David Oku vs. Florida
Kickoff Return Yards _____	90	Nu'Keese Richardson vs. Auburn
Total Tackles _____	16	Rico McCoy vs. Auburn
Solo Tackles _____	11	Eric Berry vs. Auburn
TFL _____	3	LaMarcus Thompson vs. Western Kentucky
Sacks _____	2	Chris Walker vs. Western Kentucky & Florida
Interceptions _____	1	Five players
Interception Return Yds _____	7	Brent Vinson vs. Western Kentucky; & Chris Walker vs. Ohio

## Tennessee Individual Long Plays

Rushing _____	43	Montario Hardesty vs. Western Kentucky (TD)
Passing _____	51	Jonathan Crompton to Gerald Jones vs. Georgia (TD)
Field Goal _____	49	Daniel Lincoln vs. Ohio
Punt _____	57	Chad Cunningham vs. UCLA
Punt Return _____	21	Nu'Keese Richardson vs. Ohio
Kickoff Return _____	37	Nu'Keese Richardson vs. Georgia
Interception Return _____	7	Brent Vinson vs. Western Kentucky; & Chris Walker vs. Ohio
Fumble Return _____	46	Eric Berry vs. Georgia

## Opponent Team

Points Scored _____	26	Auburn
Low _____	7	Western Kentucky
First Downs _____	24	Auburn
Low _____	6	Western Kentucky
Rushing Attempts _____	48	Auburn
Low _____	17	Ohio
Rushing Yards _____	224	Auburn
Low _____	21	Ohio
Rushing TDs _____	2	Florida
Low _____	0	UCLA, Ohio & Georgia
Passes Attempted _____	52	Ohio
Low _____	16	Western Kentucky
Passes Completed _____	30	Ohio
Low _____	9	Western Kentucky
Had Intercepted _____	2	Georgia
Low _____	0	UCLA & Auburn
Passing Yards _____	319	Ohio
Low _____	49	Western Kentucky
Passing TDs _____	1	UCLA, Ohio & Auburn
Low _____	0	Western Kentucky, Florida & Georgia
Total Offensive Plays _____	83	Auburn
Low _____	46	Western Kentucky
Total Offensive Yards _____	459	Auburn
Low _____	83	Western Kentucky
Fumbles _____	6	UCLA
Low _____	1	Florida
Fumbles Lost _____	2	Western Kentucky
Low _____	0	Auburn
Penalties _____	9	Western Kentucky, UCLA & Georgia
Low _____	3	Auburn
Penalty Yards _____	79	Georgia
Low _____	25	Florida
QB Sacks by _____	3	UCLA
Low _____	0	Western Kentucky, Auburn & Georgia

## Opponent Individual

Rushing Attempts _____	25	Ben Tate, Auburn
Net Rushing Yards _____	128	Ben Tate, Auburn
Rushing TDs _____	1	Four players
Pass Attempts _____	52	Theo Scott, Ohio
Pass Completions _____	30	Theo Scott, Ohio
Had Intercepted _____	2	Joe Cox, Georgia
Pass Yards _____	319	Theo Scott, Ohio
Pass TDs _____	1	Three players
Total Offense Plays _____	54	Theo Scott, Ohio
Total Offense Yards _____	309	Theo Scott, Ohio
Receptions _____	8	LaVon Brazill, Ohio; & A.J. Green, Georgia
Receiving Yards _____	92	LaVon Brazill, Ohio
Receiving TDs _____	1	Three players
Points Scored _____	14	Wes Byrum, Auburn
Touchdowns _____	1	10 players
Field Goals _____	4	Kai Forbath, UCLA; & Wes Byrum, Auburn
PATs _____	2	Four players
Punts _____	9	Jeremy Moore, Western Kentucky
Punt Average (min. 3) _____	49.8	Drew Butler, Georgia
Punt Returns _____	3	Riley Dunlop, Ohio
Punt Return Yards _____	32	Terrence Austin, UCLA
Kickoff Returns _____	6	Chris Garrett, Ohio
Kickoff Return Yards _____	221	Chris Garrett, Ohio
Total Tackles _____	14	Reggie Carter, UCLA
Solo Tackles _____	7	Kris Luchsinger, Ohio
TFL _____	4	Brian Price, UCLA
Sacks _____	2	Brian Price, UCLA
Interceptions _____	2	Rahim Moore, UCLA
Interception Return Yds _____	28	Bacarri Rambo, Georgia

## Opponent Individual Long Plays

Rushing _____	32	Mario Fannin, Auburn
Passing _____	59	Theo Scott to LaVon Brazill, Ohio
Field Goal _____	52	Blair Walsh, Georgia
Punt _____	64	Jeff Locke, UCLA
Punt Return _____	17	Terrence Austin, UCLA
Kickoff Return _____	100	Brandon Boykink, Georgia (TD)
Interception Return _____	28	Bacarri Rambo, Georgia
Fumble Return _____	13	John Garrett, Western Kentucky

**Tennessee (44)**

<b>Game</b>	<b>Rush (9)</b>	<b>Pass (19)</b>	<b>Returns (16)</b>
WESTERN KENTUCKY	Montario Hardesty--22, 43 TD Bryce Brown--34 Tauren Poole--34	Jonathan Crompton to Quintin Hancock--28 Jonathan Crompton to Marsalis Teague--24, 23 Nick Stephens to Nu'Keese Richardson--27	David Oku--21 KR
UCLA		Jonathan Crompton to Quintin Hancock--26	David Oku--28 KR, 20 KR
at Florida	Montario Hardesty--20	Jonathan Crompton to Bryce Brown--21	David Oku--22 KR, 22 KR David Oku/Dennis Rogan--32 KR* Dennis Rogan--35 FR <i>*Oku (8) and Rogan (24) combined on 32-yard KR.</i>
OHIO	Montario Hardesty--22	Jonathan Crompton to Bryce Brown--34, 26 TD Jonathan Crompton to Denarius Moore--25 Jonathan Crompton to Kevin Cooper--23	Nu'Keese Richardson--20 KR, 29 KR
AUBURN	Richardson--41 Hardesty--21	Jonathan Crompton to Luke Stocker--40 Jonathan Crompton to Montario Hardesty--31 TD Jonathan Crompton to Gerald Jones--25 Jonathan Crompton to Denarius Moore--32 TD	David Oku--35 KR, 23 KR, 28 KR Richardson--30 KR, 20 KR
GEORGIA	Montario Hardesty--39 TD	Jonathan Crompton to Luke Stocker--23, 26 Jonathan Crompton to Denarius Moore--33 TD Jonathan Crompton to Gerald Jones--33, 51 TD	Nu'Keese Richardson--37 KR Eric Berry--46 FR
at Alabama			
SOUTH CAROLINA			
MEMPHIS			
at Mississippi			
VANDERBILT			
at Kentucky			

**Opponent (33)**

<b>Game</b>	<b>Rush (5)</b>	<b>Pass (8)</b>	<b>Returns (20)</b>
WESTERN KENTUCKY			Bobby Rainey--24 KR, 22 KR, 26 KR, 22 KR Derrius Brooks--24 KR, 28 KR
UCLA	Jonathan Franklin--24		Alterraun Verner--26 IR
at Florida	Emmanuel Moody--23 Jeffery Demps--21		Brandon James--50 KR, 30 KR
OHIO		Theo Scott to Taylor Price--25, 41 Theo Scott to Jordan Thompson--29 Theo Scott to LaVon Brazill--59	Chris Garrett--95 KR TD, 30 KR, 25 KR, 26 KR, 28 KR
AUBURN	Ben Tate--20 Mario Fannin--32	Chris Todd to Onterio McCalebb--24, 22 Chris Todd to Darvin Adams--20	Ben Tate--35 KR Onterio McCalebb--39 KR, 52 KR
GEORGIA		Joe Cox to A.J. Green--21	Brandon Boykin--100 KR TD Bacarri Rambo--28 IR TD Branden Smith--31 KR
at Alabama			
SOUTH CAROLINA			
MEMPHIS			
at Mississippi			
VANDERBILT			
at Kentucky			

# 2009 Drive Charts

Western Kentucky					
No.	Start	Plays	Yards	Time	End
1	T40	4	14	1:55	Interception
2	T15	8	58	3:10	Fumble
3	T19	10	81	4:33	TD
4	W17	1	17	0:07	TD
5	T37	5	63	1:09	TD
6	T38	11	62	6:08	TD
7	T22	1	6	0:13	End of half
8*	T27	5	19	1:51	Downs
9	T39	4	43	1:37	Interception
10	W43	1	43	0:10	TD
11	T25	6	75	2:37	TD
12	W22	4	22	1:20	TD
13	W46	5	46	2:35	TD
14	T42	7	58	3:29	TD
15	T38	4	56	1:49	End of game

UCLA					
No.	Start	Plays	Yards	Time	End
1	T20	13	66	5:37	FG
2	U11	1	11	0:06	TD
3	T20	3	8	2:03	Punt
4	T35	3	0	0:45	Fumble
5	T28	5	17	1:37	Interception
6	T35	6	18	2:23	Interception
7*	T20	1	0	0:06	Interception
8	T23	3	2	1:25	Punt
9	T22	3	-2	2:02	Punt
10	T20	17	69	7:43	FG
11	T46	13	53	6:42	Downs
12	T40	4	1	0:44	Downs

at Florida					
No.	Start	Plays	Yards	Time	End
1	T27	15	66	8:33	FG
2	T24	6	32	3:58	Punt
3	F20	6	17	2:08	FG
4	T19	1	1	0:51	End of half
5*	T14	3	5	1:08	Interception
6	T40	3	-10	2:34	Punt
7	T22	3	-1	0:32	Punt
8	T37	7	63	3:25	TD
9	T22	9	27	4:10	Interception

Ohio					
No.	Start	Plays	Yards	Time	End
1	T31	9	69	3:13	TD
2	T21	4	7	2:15	Interception
3	T30	7	27	2:45	Punt
4	O30	5	30	2:10	TD
5	T20	6	15	2:45	Punt
6	T13	4	11	0:51	Punt
7	T30	6	49	0:40	FG
8*	T14	8	57	3:04	Missed fg
9	T27	9	73	3:56	TD
10	T42	6	13	2:48	Punt
11	T33	8	35	4:31	FG
12	T20	3	6	1:04	Punt
13	O49	1	7	0:34	End of game

Auburn					
No.	Start	Plays	Yards	Time	End
1	T35	5	43	1:29	Missed fg
2	T20	3	9	1:09	Punt
3	T31	1	-1	0:07	Fumble
4	T26	3	6	1:50	Punt
5	T46	3	-11	0:37	Punt
6	T20	4	28	2:24	Punt
7	T36	5	11	1:30	Punt
8	T30	7	70	1:02	TD
9*	T11	3	-1	1:24	Punt
10	T24	4	19	2:36	Punt
11	T20	7	14	2:59	Punt
12	T38	7	62	1:58	TD
13	T19	18	72	4:56	FG
14	T21	5	79	0:34	TD

Georgia					
No.	Start	Plays	Yards	Time	End
1	T20	5	43	2:45	Punt
2	T29	6	22	3:37	Punt
3	T44	8	56	4:29	TD
4	G45	3	45	1:19	TD
5	T26	6	74	2:50	TD
6	T08	3	3	1:07	Punt
7*	G49	7	36	2:33	FG
8	T21	2	0	0:57	Interception
9	T20	8	80	4:15	TD
10	T38	3	62	1:20	TD
11	T38	6	17	3:56	Punt
12	G14	2	14	0:57	TD
13	T41	3	3	2:12	Punt
14	T41	3	14	1:34	End of game

\* - First drive of second half  
 ^ - Overtime drive (not reflected below in avg. starting position)

	Avg. Starting Field Position			
	Drives	Yd. Line	Avg.	IN20
Tennessee	77	2594	33.7	9
Opponents	75	2319	30.9	18

## Individual Career-Game Bests

Rushing		
Name	No.	Yards
Bryce Brown	13 vs. OHIO 2009	104 vs. WKY 2009
Kevin Cooper	2, twice	6 at VAN 2008
Jonathan Crompton	8 vs. KY 2008	22, twice
Montario Hardesty	26 vs. UCLA 2009	160 vs. WKY 2009
Austin Johnson	1 vs. GA 2009	2 vs. GA 2009
Gerald Jones	6 at VAN 2008	67 vs. KY 2008
David Oku	8 vs. WKY 2009	42 vs. WKY 2009
Tauren Poole	11 vs. WYO 2008	62 vs. WKY 2009
Nu'Keese Richardson	2 vs. OHIO 2009	41 vs. AUB 2009
Zach Rogers	1 vs. GA 2009	15 vs. GA 2009
Nick Stephens	6 at SC 2008	17 vs. MSU 2008

Passing		
Name	Att.	Comp.
Jonathan Crompton	43 vs. AUB 2009	21 vs. WKY 2009
Nick Stephens	30 at GA 2008	16 vs. ALA 2008

Passing Yards	
Name	Yards
Jonathan Crompton	310 vs. GA 2009
Nick Stephens	208 at GA 2008

Receiving		
Name	No.	Yards
Bryce Brown	3 at FLA 2009	60 vs. OHIO 2009
Kevin Cooper	4 at UCLA 2008	31 vs. OHIO 2009
Jeff Cottam	1, 4 times	13 vs. ARKST. 2007
Quintin Hancock	5, 3 times	65 vs. WKY 2009
Montario Hardesty	3 vs. AUB 2009	56 vs. AUB 2009
Austin Johnson	2 vs. GA 2009	12 vs. GA 2009
Gerald Jones	7 vs. AUB 2009	105 vs. GA 2009
Denarius Moore	4, 4 times	86 vs. WIS 2008
David Oku	1, twice	8 vs. OHIO 2009
Tauren Poole	1 vs. WYO 2008	-1 vs. WYO 2008
Nu'Keese Richardson	3 vs. WKY 2009	30 vs. WKY 2009
Zach Rogers	1, twice	11 vs. WKY 2009
Luke Stocker	4 vs. GA 2009	68 vs. GA 2009
Marsalis Teague	6 vs. WKY 2009	86 vs. WKY 2009

Punt Returns		
Name	No.	Yards (Total)
Gerald Jones	5 at AUB 2008	68 at AUB 2008
Nu'Keese Richardson	3 vs. WKY 2009	30 vs. WKY 2009
Dennis Rogan	7 at SC 2008	72 vs. VAN 2007

Kickoff Returns		
Name	No.	Yards (Total)
Eric Berry	2 vs. ALA 2008	32 vs. ALA 2008
Marsalous Johnson	2, twice	40 at SC 2006
Gerald Jones	2 at UCLA 2008	76 at UCLA 2008
Denarius Moore	3 vs. SM 2007	56 vs. SM 2007
David Oku	5 at FLA 2009	86 vs. AUB 2009
Nu'Keese Richardson	4, twice	90 vs. AUB 2009
Dennis Rogan	6 vs. FLA 2008	165 vs. FLA 2008
Luke Stocker	1 vs. KY 2008	5 vs. KY 2008

## Tackles

Name	Tackles
Anthony Anderson	2 vs. WKY 2009
Eric Berry	14, twice
Willie Bohannon	2, twice
Wes Brown	8 vs. WYO 2008
Mike Edwards	2 vs. WKY 2009
Art Evans	5, twice
Savion Frazier	11 vs. AUB 2009
Montori Hughes	3 vs. AUB 2009
Janzen Jackson	6 at FLA 2009
Marsalous Johnson	8 at ALA 2007
Greg King	6 vs. OHIO 2009
Herman Lathers	2 vs. AUB 2009
Ben Martin	4 vs. OHIO 2009
Andre Mathis	4 vs. MSU 2008
Rico McCoy	16 vs. AUB 2009
Nigel Mitchell-Thornton	5 vs. OHIO 2009
Chase Nelson	2 vs. SM 2007
Nick Reveiz	9 vs. UCLA 2009
Dennis Rogan	9, twice
LaMarcus Thompson	7 at FLA 2009
Brent Vinson	7 at ALA 2007
Chris Walker	6 at FLA 2009
Dan Williams	8 at AUB 2008
Gerald Williams	5 at SC 2008

## Inside the Red Zone

Game	Tennessee	Opponent
Western Ky.	8-9	1-1
UCLA	3-4	3-3
at Florida	3-3	5-6
Ohio	3-3	4-5
Auburn	2-2	5-5
Georgia	4-4	0-0
at Alabama		
So. Carolina		
Memphis		
at Mississippi		
Vanderbilt		
Kentucky		
<b>Totals</b>	<b>23-25</b>	<b>18-20</b>

## Tennessee Giveaway/Takeaway

Game	Giveaway			Takeaway			Dif.
	Fum	Int	Tot	Fum	Int	Tot	
Western Ky.	1	2	3	2	1	3	--
UCLA	1	3	4	1	0	1	-3
at Florida	0	2	2	1	1	2	--
Ohio	1	1	2	1	1	2	--
Auburn	1	0	1	0	0	0	-1
Georgia	0	1	1	1	2	3	+2
at Alabama							
South Carolina							
Memphis							
at Mississippi							
Vanderbilt							
Kentucky							
<b>Totals</b>	<b>4</b>	<b>9</b>	<b>13</b>	<b>6</b>	<b>5</b>	<b>11</b>	<b>-2</b>

## Field Goal Sequence

Tennessee	Opponent
Western Ky.	--
UCLA	(31) (28)
at Florida	(24) (20)
Ohio	(38) 46 (49)
Auburn	39 (26)
Georgia	(30)
at Alabama	
So. Carolina	
Memphis	
at Mississippi	
Vanderbilt	
Kentucky	
<b>Totals</b>	<b>8-10</b>

Opponent
--
(26) 51 (39) (31) (47)
(37) (29) (35)
(36) (18) (31) 32
(29) (43) 46 (19) (22)
(52)

*Numbers in parentheses indicate field goal was made.*

## Fumbles

Name	No.-Lost
Kevin Cooper	2-0
Jonathan Crompton	3-2
Montario Hardesty	1-1
Janzen Jackson	1-1
Nu'Keese Richardson	1-0
Dennis Rogan	2-0
Quintin Hancock	1-0
<b>Totals</b>	<b>12-4</b>

## Vols on Opening Offensive Drives

	1st Half	2nd Half
Western Ky.	Interception	Downs
UCLA	FG	Interception
at Florida	FG	Interception
Ohio	TD	Missed field goal
Auburn	Missed field goal	Punt
Georgia	Punt	FG
at Alabama		
So. Carolina		
Memphis		
at Mississippi		
Vanderbilt		
Kentucky		

## Vols on Opening Defensive Series

	1st Half	2nd Half
Western Ky.	Punt	Downs
UCLA	FG	FG
at Florida	FG	FG
Ohio	TD	Punt
Auburn	Punt	Punt
Georgia	Punt	Interception
at Alabama		
So. Carolina		
Memphis		
at Mississippi		
Vanderbilt		
Kentucky		

# Career Statistics

## 36 Anthony Anderson

### DEFENSE

YEAR	G	UT	AT	TT	SACKS/ YDS	TFL/ YDS	FF	FR	PD	INT/ YDS	HIGH TKLE
2008	2	0	0	0	0/0	0/0	0	0	0	0	--
2009	5	1	1	2	0/0	0/0	0	0	0	0	2-WKy
<b>Totals</b>	<b>7</b>	<b>1</b>	<b>1</b>	<b>2</b>	<b>0/0</b>	<b>0/0</b>	<b>0</b>	<b>0</b>	<b>0</b>	<b>0</b>	<b>2-WKy</b>

## 14 Eric Berry

### DEFENSE

YEAR	G	UT	AT	TT	SACKS/ YDS	TFL/ YDS	FF	FR	PD	INT/ YDS	HIGH TKLE
2007	14	57	29	86	0/0	2/3	1	2/55	9	5/222	14-Ky
2008	12	44	28	72	3/11	8.5/21	0	0	13	7/265	11-Ky
2009	6	35	15	50	0/0	4.5/8	0	1/46	5	1/0	14-Aub
<b>Totals</b>	<b>32</b>	<b>136</b>	<b>72</b>	<b>208</b>	<b>3/11</b>	<b>15/32</b>	<b>1</b>	<b>3/101</b>	<b>27</b>	<b>13/487</b>	<b>14-2x</b>

Berry has seven career rushes for 37 yards (long of 23 vs. Kentucky).

Berry has one career reception for three yards vs. Alabama in 2008.

Berry has two career kickoff returns for 32 yards vs. Alabama in 2008 (long of 21).

## 86 Willie Bohannon

### DEFENSE

YEAR	G	UT	AT	TT	SACKS/ YDS	TFL/ YDS	FF	FR	PD	INT/ YDS	HIGH TKLE
2009	6	1	4	5	1/7	1/7	1	0	0	0/0	2-2x

## 11 Bryce Brown

### RUSHING

YEAR	G	ATT	NET YARDS	AVG ATT.	AVG GAME	TD	LONG	HIGH YARDS
2009	6	55	250	4.5	41.7	2	34-WKy	104-WKy

### RECEIVING

YEAR	G	REC	YARDS	AVG REC	AVG GAME	TD	LONG	HIGH YARDS
2009	6	8	105	13.1	17.5	0	34-Ohio	60-Ohio

## 94 Wes Brown

### DEFENSE

YEAR	G	UT	AT	TT	SACKS/ YDS	TFL/ YDS	FF	FR	PD	INT/ YDS	HIGH TKLE
2006	13	11	6	17	0/0	2/4	0	0	0	0/0	3-Ark
2007	14	8	15	23	0.5/4	1/6	0	1/0	0	0/0	3-3x
2008	12	18	19	37	2.5/12	5.5/18	0	0	0	0/0	8-Wyo
2009	5	3	4	7	1/5	1.5/9	0	0	0	0	3-Aub
<b>Totals</b>	<b>44</b>	<b>40</b>	<b>44</b>	<b>84</b>	<b>4/21</b>	<b>10/37</b>	<b>0</b>	<b>1/0</b>	<b>0</b>	<b>0/0</b>	<b>8-Wyo</b>

Brown has one career kickoff return for nine yards at California in 2007.

## 45 Kevin Cooper

### RUSHING

YEAR	G	ATT	NET YARDS	AVG ATT.	AVG GAME	TD	LONG	HIGH YARDS
2007	7	0	0	--	--	0	--	--
2008	12	5	10	2.0	0.8	0	4-Van	6-Van
2009	6	0	0	--	--	0	--	--
<b>Totals</b>	<b>25</b>	<b>5</b>	<b>10</b>	<b>2.0</b>	<b>0.4</b>	<b>0</b>	<b>4-Van</b>	<b>6-Van</b>

### RECEIVING

YEAR	G	REC	YARDS	AVG REC	AVG GAME	TD	LONG	HIGH YARDS
2007	7	0	0	--	--	0	--	--
2008	12	7	42	6.0	3.5	0	9-2x	27-UCLA
2009	6	9	81	9.0	13.5	0	23-Ohio	31-Ohio
<b>Totals</b>	<b>25</b>	<b>16</b>	<b>123</b>	<b>7.7</b>	<b>4.9</b>	<b>0</b>	<b>23-Ohio</b>	<b>31-Ohio</b>

## 80 Jeff Cottam

### RECEIVING

YEAR	G	REC	YARDS	AVG REC	AVG GAME	TD	LONG	HIGH YARDS
2006	13	0	0	--	--	0	--	--
2007	14	4	19	4.8	1.4	1	13-ASU	13-ASU
2008	8	0	0	--	--	0	--	--
2009	6	1	4	4.0	0.7	0	4-Fla	4-Fla
<b>Totals</b>	<b>41</b>	<b>5</b>	<b>23</b>	<b>4.6</b>	<b>0.6</b>	<b>1</b>	<b>13-ASU</b>	<b>13-ASU</b>

## 8 Jonathan Crompton

### PASSING

YEAR	G	ATT- COMP	INT/ TD	PCT	PASS YDS	AVG. GAME	QB RATE	TOT OFF	AVG. GAME	HI PASS YARDS
2006	7	66-31	2/4	47.0	401	57.3	111.95	419	59.9	183-LSU
2007	7	12-7	2/1	58.3	97	13.9	120.40	88	12.6	68-Ull
2008	8	167-86	5/4	51.5	889	111.1	98.13	916	114.5	240-UAB
2009	6	177-102	9/13	57.6	1,210	201.7	129.12	1200	200.0	310-Ga
<b>Totals</b>	<b>28</b>	<b>422-226</b>	<b>18/22</b>	<b>53.6</b>	<b>2,597</b>	<b>92.8</b>	<b>113.91</b>	<b>2,623</b>	<b>93.7</b>	<b>310-Ga</b>

### RUSHING

YEAR	G	ATT	NET YARDS	AVG ATT.	AVG GAME	TD	LONG	HIGH YARDS
2006	7	16	18	1.1	2.6	0	11-LSU	22-LSU
2007	7	4	-9	--	--	0	--	--
2008	8	37	27	0.7	3.4	2	15-Aub	22-Fla
2009	6	19	-10	-0.5	-1.7	0	6-2x	6-2x
<b>Totals</b>	<b>28</b>	<b>76</b>	<b>26</b>	<b>0.3</b>	<b>0.9</b>	<b>2</b>	<b>15-Aub</b>	<b>22-2x</b>

## 96 Chad Cunningham

### PUNTING

YEAR	G	PUNT	YARDS	AVG	TB	FC	I20	50+	BLK	LONG
2007	5	3	122	40.7	0	3	1	0	0	46-SM
2008	12	25	988	39.5	3	6	11	3	2	57-Aub
2009	6	23	961	41.8	2	5	8	4	1	57-UCLA
<b>Totals</b>	<b>23</b>	<b>51</b>	<b>2,071</b>	<b>40.6</b>	<b>5</b>	<b>14</b>	<b>20</b>	<b>7</b>	<b>3</b>	<b>57-2x</b>

## 20 Mike Edwards

### DEFENSE

YEAR	G	UT	AT	TT	SACKS/ YDS	TFL/ YDS	FF	FR	PD	INT/ YDS	HIGH TKLE
2009	6	0	2	2	0/0	0/0	0	0	0	0/0	2-WKy

## 25 Art Evans

### DEFENSE

YEAR	G	UT	AT	TT	SACKS/ YDS	TFL/ YDS	FF	FR	PD	INT/ YDS	HIGH TKLE
2008	10	0	0	0	0/0	0/0	0	0	0	0/0	--
2009	6	12	9	21	0/0	1/1	1	0	1	0/0	5-2x
<b>Totals</b>	<b>16</b>	<b>12</b>	<b>9</b>	<b>21</b>	<b>0/0</b>	<b>1/1</b>	<b>1</b>	<b>0</b>	<b>1</b>	<b>0/0</b>	<b>5-2x</b>

## 90 Steven Fowlkes

### DEFENSE

YEAR	G	UT	AT	TT	SACKS/ YDS	TFL/ YDS	FF	FR	PD	INT/ YDS	HIGH TKLE
2009	1	0	1	1	0/0	0.5/2	0	0	0	0/0	1-WKy

## 43 Savion Frazier

### DEFENSE

YEAR	G	UT	AT	TT	SACKS/ YDS	TFL/ YDS	FF	FR	PD	INT/ YDS	HIGH TKLE
2007	11	9	6	15	0/0	0/0	0	0	0	0/0	4-MSU
2008	12	8	10	18	0/0	0.5/1	0	0	0	0/0	4-Ala
2009	6	14	10	24	0/0	3/9	0	1/0	0	0/0	11-Aub
<b>Totals</b>	<b>29</b>	<b>31</b>	<b>26</b>	<b>57</b>	<b>0/0</b>	<b>3.5/10</b>	<b>0</b>	<b>1/0</b>	<b>0</b>	<b>0/0</b>	<b>11-Aub</b>

## 87 Quintin Hancock

### RECEIVING

YEAR	G	REC	YARDS	AVG REC	AVG GAME	TD	LONG	HIGH YARDS
2006	5	2	29	14.5	5.8	0	27-Mem	27-Mem
2007	14	16	165	10.3	11.8	3	40-Ky	55-Ky
2008	12	0	0	--	--	0	--	--
2009	5	17	194	11.4	38.8	1	28-WKy	65-WKy
<b>Totals</b>	<b>36</b>	<b>35</b>	<b>388</b>	<b>11.1</b>	<b>10.8</b>	<b>4</b>	<b>40-Ky</b>	<b>65-WKy</b>

Hancock has one career rush for six yards (vs. Georgia 2007).

## Career Statistics

### 2 Montario Hardesty

#### RUSHING

YEAR	G	ATT	NET YARDS	AVG ATT.	AVG GAME	TD	LONG	HIGH YARDS
2005	2	6	18	3.0	9.0	0	11-Miss	14-Miss
2006	13	107	384	3.6	29.5	4	43-Cal	72-AF
2007	10	89	373	4.2	37.3	3	26-Wis	78-MSU
2008	11	76	271	3.6	24.6	6	27-Van	66-UCLA
2009	6	125	672	5.4	112.0	6	43-WKy	160-WKy
<b>Totals</b>	<b>42</b>	<b>403</b>	<b>1,718</b>	<b>4.3</b>	<b>40.9</b>	<b>19</b>	<b>43-2x</b>	<b>160-WKy</b>

#### RECEIVING

YEAR	G	REC	YARDS	AVG REC	AVG GAME	TD	LONG	HIGH YARDS
2005	2	0	0	--	--	0	--	--
2006	13	6	54	9.0	4.2	0	22-SC	22-SC
2007	10	3	25	8.3	2.3	0	21-Wis	21-Wis
2008	11	4	24	6.0	2.2	0	12-MSU	12-MSU
2009	6	8	94	11.8	15.7	1	31-Aub	56-Aub
<b>Totals</b>	<b>42</b>	<b>21</b>	<b>197</b>	<b>9.4</b>	<b>4.7</b>	<b>1</b>	<b>31-Aub</b>	<b>56-Aub</b>

### 93 Montori Hughes

#### DEFENSE

YEAR	G	UT	AT	TT	SACKS/ YDS	TFL/ YDS	FF	FR	PD	INT/ YDS	HIGH TKLE
2009	6	5	3	8	0/0	2/12	1	0	0	0/0	3-Aub

### 15 Janzen Jackson

#### DEFENSE

YEAR	G	UT	AT	TT	SACKS/ YDS	TFL/ YDS	FF	FR	PD	INT/ YDS	HIGH TKLE
2009	6	15	7	22	0/0	0/0	0	1/8	1	0/0	6-Fla

### 40 Austin Johnson

#### RUSHING

YEAR	G	ATT	NET YARDS	AVG ATT.	AVG GAME	TD	LONG	HIGH YARDS
2008	6	0	0	--	--	0	--	--
2009	5	1	2	2.0	0.4	0	2-Ga	2-Ga
<b>Totals</b>	<b>11</b>	<b>1</b>	<b>2</b>	<b>2.0</b>	<b>0.2</b>	<b>0</b>	<b>2-Ga</b>	<b>2-Ga</b>

#### RECEIVING

YEAR	G	REC	YARDS	AVG REC	AVG GAME	TD	LONG	HIGH YARDS
2008	6	0	0	--	--	0	--	--
2009	5	2	20	10.0	4.0	0	12-Ga	12-Ga
<b>Totals</b>	<b>11</b>	<b>2</b>	<b>20</b>	<b>10.0</b>	<b>1.8</b>	<b>0</b>	<b>12-Ga</b>	<b>12-Ga</b>

### 31 Marsalous Johnson

#### DEFENSE

YEAR	G	UT	AT	TT	SACKS/ YDS	TFL/ YDS	FF	FR	PD	INT/ YDS	HIGH TKLE
2006	8	2	0	2	0/0	0/0	0	0	0	0/0	1-2x
2007	7	14	11	25	0/0	0/0	0	0	5	1/28	8-Ala
2008	11	8	3	11	0/0	0/0	0	0	3	0/0	5-Wyo
2009	5	2	2	4	0/0	0/0	0	0	0	0/0	1-3x
<b>Totals</b>	<b>31</b>	<b>26</b>	<b>16</b>	<b>42</b>	<b>0/0</b>	<b>0/0</b>	<b>0</b>	<b>0</b>	<b>8</b>	<b>1/28</b>	<b>8-Ala</b>

Johnson has five career kickoff returns for 83 yards (long of 21 yards at South Carolina in 2006).

### 4 Gerald Jones

#### RUSHING

YEAR	G	ATT	NET YARDS	AVG ATT.	AVG GAME	TD	LONG	HIGH YARDS
2007	9	8	58	7.2	6.4	2	20-LSU	39-LSU
2008	11	23	126	5.5	11.5	1	55-Ky	67-Ky
2009	5	0	0	--	--	0	--	--
<b>Totals</b>	<b>25</b>	<b>31</b>	<b>184</b>	<b>5.9</b>	<b>7.4</b>	<b>3</b>	<b>55-Ky</b>	<b>67-Ky</b>

#### RECEIVING

YEAR	G	REC	YARDS	AVG REC	AVG GAME	TD	LONG	HIGH YARDS
2007	9	11	111	10.1	12.3	1	20-SC	34-Wis
2008	11	30	323	10.8	29.4	4	43-NIU	68-Ga
2009	5	15	209	13.9	41.8	2	51-Ga	105-Ga
<b>Totals</b>	<b>25</b>	<b>56</b>	<b>643</b>	<b>11.5</b>	<b>25.7</b>	<b>7</b>	<b>51-Ga</b>	<b>105-Ga</b>

#### PUNT RETURNS

YEAR	G	RET	YARDS	AVG RET	AVG GAME	TD	LONG	HIGH YARDS
2007	9	0	0	--	--	0	--	--
2008	11	15	150	10.0	13.6	0	40-Aub	68-Aub
2009	5	0	0	--	--	0	--	--
<b>Totals</b>	<b>25</b>	<b>15</b>	<b>150</b>	<b>10.0</b>	<b>6.0</b>	<b>0</b>	<b>40-Aub</b>	<b>68-Aub</b>

#### KICKOFF RETURNS

YEAR	G	RET	YARDS	AVG RET	AVG GAME	TD	LONG	HIGH YARDS
2007	9	0	0	--	--	0	--	--
2008	11	3	115	38.3	10.5	0	43-UCLA	76-UCLA
2009	5	0	0	--	--	0	--	--
<b>Totals</b>	<b>25</b>	<b>3</b>	<b>115</b>	<b>38.3</b>	<b>4.6</b>	<b>0</b>	<b>43-UCLA</b>	<b>76-UCLA</b>

Jones has two career pass attempts (at Auburn and vs. Northern Illinois in 2008).

### 48 Greg King

#### DEFENSE

YEAR	G	UT	AT	TT	SACKS/ YDS	TFL/ YDS	FF	FR	PD	INT/ YDS	HIGH TKLE
2009	4	5	3	8	0/0	1/1	0	0	1	0/0	6-Ohio

### 34 Herman Lathers

#### DEFENSE

YEAR	G	UT	AT	TT	SACKS/ YDS	TFL/ YDS	FF	FR	PD	INT/ YDS	HIGH TKLE
2009	6	2	2	4	0/0	0/0	0	0	0	0/0	2-Aub

### 26 Daniel Lincoln

#### KICKING

YEAR	G	FG	FGA	PCT	PAT	PTS	0-29	30-39	40-49	50+	LONG
2007	14	21	29	72.4	52-53	115	9-11	5-6	7-10	0-2	48-SC
2008	10	10	18	55.6	22-22	52	3-3	5-9	2-3	0-3	47-2x
2009	6	8	10	80.0	22-23	46	4-4	3-4	1-2	--	49-Ohio
<b>Totals</b>	<b>30</b>	<b>39</b>	<b>57</b>	<b>68.4</b>	<b>96-98</b>	<b>213</b>	<b>16-18</b>	<b>13-19</b>	<b>10-15</b>	<b>0-5</b>	<b>49-Ohio</b>

### 99 Ben Martin

#### DEFENSE

YEAR	G	UT	AT	TT	SACKS/ YDS	TFL/ YDS	FF	FR	PBU	INT/ YDS	HIGH TKLE
2007	8	2	5	7	0/0	0/0	0	0	0	0/0	2-3x
2008	12	13	5	18	1/3	2/9	1	0	0	0/0	3-2x
2009	6	5	7	12	2/21	3/22	0	0	2	0/0	4-Ohio
<b>Totals</b>	<b>26</b>	<b>20</b>	<b>17</b>	<b>37</b>	<b>3/24</b>	<b>5/31</b>	<b>1</b>	<b>0</b>	<b>2</b>	<b>0/0</b>	<b>4-Ohio</b>

### 46 Andre Mathis

#### DEFENSE

YEAR	G	UT	AT	TT	SACKS/ YDS	TFL/ YDS	FF	FR	PD	INT/ YDS	HIGH TKLE
2006	8	2	0	2	0/0	0/0	0	0	0	0/0	1-2x
2007	4	0	0	0	0/0	0/0	0	0	0	0/0	--
2008	6	3	4	7	0/0	0/0	0	0	0	0/0	4-MSU
2009	4	1	3	4	0/0	0/0	0	0	0	0/0	3-UCLA
<b>Totals</b>	<b>22</b>	<b>6</b>	<b>7</b>	<b>13</b>	<b>0/0</b>	<b>0/0</b>	<b>0</b>	<b>0</b>	<b>0</b>	<b>0/0</b>	<b>4-MSU</b>

Mathis has one career kickoff return for 15 yards against California in 2007.

### 5 Rico McCoy

#### DEFENSE

YEAR	G	UT	AT	TT	SACKS/ YDS	TFL/ YDS	FF	FR	PD	INT/ YDS	HIGH TKLE
2006	13	29	9	38	0/0	3/5	1	0	1	0/0	9-Ky
2007	13	48	58	106	1/1	4.5/15	1	0	5	1/0	14-SC
2008	12	38	49	87	1/1	3.5/8	0	0	3	0/0	13-Ala
2009	6	29	24	53	0/0	2/7	2	0	4	0/0	16-Aub
<b>Totals</b>	<b>44</b>	<b>144</b>	<b>140</b>	<b>284</b>	<b>2/2</b>	<b>13/35</b>	<b>4</b>	<b>0</b>	<b>13</b>	<b>1/0</b>	<b>16-Aub</b>

### 37 Nigel Mitchell-Thornton

#### DEFENSE

YEAR	G	UT	AT	TT	SACKS/ YDS	TFL/ YDS	FF	FR	PD	INT/ YDS	HIGH TKLE
2009	5	4	3	7	0/0	1/3	0	0	0	0/0	5-Ohio

# Career Statistics

## 6 Denarius Moore

### RECEIVING

YEAR	G	REC	YARDS	AVG REC	AVG GAME	TD	LONG	HIGH YARDS
2007	14	14	212	15.1	15.1	0	40-Wis	86-Wis
2008	12	11	271	24.6	22.6	2	63-Ky	65-NIU
2009	6	12	168	14.0	28.0	2	33-Ga	73-Ga
<b>Totals</b>	<b>32</b>	<b>37</b>	<b>651</b>	<b>17.6</b>	<b>20.3</b>	<b>4</b>	<b>63-Ky</b>	<b>86-Wis</b>

Moore has one career rush for minus-6 yards (vs. Florida 2009).

### KICKOFF RETURNS

YEAR	G	NO	YARDS	AVG RET	AVG GAME	TD	LONG	HIGH YARDS
2007	14	4	87	21.8	6.2	0	31-Cal	56-SM
2008	12	2	49	24.5	4.1	0	27-UAB	27-UAB
2009	6	0	0	--	--	0	--	--
<b>Totals</b>	<b>32</b>	<b>6</b>	<b>136</b>	<b>22.7</b>	<b>4.3</b>	<b>0</b>	<b>31-Cal</b>	<b>56-SM</b>

## 3 Darren Myles Jr.

### DEFENSE

YEAR	G	UT	AT	TT	SACKS/ YDS	TFL/ YDS	FF	FR	PD	INT/ YDS	HIGH TKLE
2009	5	3	0	3	0/0	0/0	0	0	1	0/0	1-3x

## 97 Chase Nelson

### DEFENSE

YEAR	G	UT	AT	TT	SACKS/ YDS	TFL/ YDS	FF	FR	PD	INT/ YDS	HIGH TKLE
2006	3	1	0	1	0/0	0/0	0	0	0	0/0	1-Van
2007	4	3	0	3	0/0	0/0	0	0	0	0/0	2-SM
2009	1	0	0	0	0/0	0/0	0	0	0	0/0	--
<b>Totals</b>	<b>8</b>	<b>4</b>	<b>0</b>	<b>4</b>	<b>0/0</b>	<b>0/0</b>	<b>0</b>	<b>0</b>	<b>0</b>	<b>0/0</b>	<b>2-SM</b>

## 27 David Oku

### RUSHING

YEAR	G	ATT	NET YARDS	AVG ATT.	AVG GAME	TD	LONG	HIGH YARDS
2009	6	11	50	4.5	8.3	2	16-WKy	42-WKy

### RECEIVING

YEAR	G	REC	YARDS	AVG REC	AVG GAME	TD	LONG	HIGH YARDS
2009	6	2	13	6.5	2.2	0	8-Ohio	8-Ohio

### KICKOFF RETURNS

YEAR	G	RET	YARDS	AVG RET	AVG GAME	TD	LONG	HIGH YARDS
2009	6	13	273	21.0	45.5	0	35-Aub	86-Aub

## 28 Tauren Poole

### RUSHING

YEAR	G	ATT	NET YARDS	AVG ATT.	AVG GAME	TD	LONG	HIGH YARDS
2008	12	22	86	3.9	7.2	0	19-UAB	44-Wyo
2009	6	7	70	10.0	11.7	0	34-WKy	62-WKy
<b>Totals</b>	<b>18</b>	<b>29</b>	<b>156</b>	<b>5.4</b>	<b>8.7</b>	<b>0</b>	<b>34-WKy</b>	<b>62-WKy</b>

### RECEIVING

YEAR	G	REC	YARDS	AVG REC	AVG GAME	TD	LONG	HIGH YARDS
2008	12	1	-1	--	--	0	--	--
2009	6	0	0	--	--	0	--	--
<b>Totals</b>	<b>18</b>	<b>1</b>	<b>-1</b>	<b>--</b>	<b>--</b>	<b>0</b>	<b>--</b>	<b>--</b>

## 29 Stephaun Raines

### DEFENSE

YEAR	G	UT	AT	TT	SACKS/ YDS	TFL/ YDS	FF	FR	PD	INT/ YDS	HIGH TKLE
2009	6	2	1	3	0/0	0/0	0	0	0	0/0	1-3x

## 56 Nick Reveiz

### DEFENSE

YEAR	G	UT	AT	TT	SACKS/ YDS	TFL/ YDS	FF	FR	PD	INT/ YDS	HIGH TKLE
2007	14	10	5	15	0/0	0/0	0	1/0	0	0/0	2-4x
2008	12	9	9	18	0/0	0/0	0	0	0	0/0	4-NIU
2009	4	11	16	27	0/0	4.5/9	0	0	0	0/0	9-UCLA
<b>Totals</b>	<b>30</b>	<b>30</b>	<b>30</b>	<b>60</b>	<b>0/0</b>	<b>4.5/9</b>	<b>0</b>	<b>1/0</b>	<b>0</b>	<b>0/0</b>	<b>9-UCLA</b>

Reveiz has one career kickoff return for 20 yards vs. Arkansas State in 2007.

## 7 Nu'Keese Richardson

### RUSHING

YEAR	G	ATT	NET YARDS	AVG ATT.	AVG GAME	TD	LONG	HIGH YARDS
2009	6	5	59	11.8	9.8	0	41-Aub	41-Aub

### RECEIVING

YEAR	G	REC	YARDS	AVG REC	AVG GAME	TD	LONG	HIGH YARDS
2009	6	5	48	9.6	8.0	0	27-WKy	30-WKy

### PUNT RETURNS

YEAR	G	RET	YARDS	AVG RET	AVG GAME	TD	LONG	HIGH YARDS
2009	6	5	66	13.2	11.0	0	21-Ohio	30-WKy

### KICKOFF RETURNS

YEAR	G	RET	YARDS	AVG RET	AVG GAME	TD	LONG	HIGH YARDS
2009	6	10	220	22.0	36.7	0	37-Ga	90-Aub

## 41 Dennis Rogan

### DEFENSE

YEAR	G	UT	AT	TT	SACKS/ YDS	TFL/ YDS	FF	FR	PD	INT/ YDS	HIGH TKLE
2007	13	14	5	19	0/0	1/2	0	0	1	0/0	6-Ull
2008	12	32	21	53	0/0	1/19	0	2/0	6	1/38	9-Ga
2009	5	17	10	27	1/2	2/3	1	1/35	2	1/0	9-Aub
<b>Totals</b>	<b>30</b>	<b>63</b>	<b>36</b>	<b>99</b>	<b>1/2</b>	<b>4/24</b>	<b>1</b>	<b>3/35</b>	<b>9</b>	<b>2/38</b>	<b>9-2x</b>

### PUNT RETURNS

YEAR	G	RET	YARDS	AVG RET	AVG GAME	TD	LONG	HIGH YARDS
2007	13	17	165	9.7	12.7	0	45-Van	72-Van
2008	12	13	62	4.8	5.2	0	10-UCLA	31-SC
2009	5	2	1	0.5	0.2	0	5-WKy	5-WKy
<b>Totals</b>	<b>30</b>	<b>32</b>	<b>228</b>	<b>7.1</b>	<b>7.6</b>	<b>0</b>	<b>45-VAN</b>	<b>72-Van</b>

### KICKOFF RETURNS

YEAR	G	RET	YARDS	AVG RET	AVG GAME	TD	LONG	HIGH YARDS
2007	13	13	383	29.5	29.5	0	78-Ark	78-Ark
2008	12	28	698	24.9	58.2	0	43-Fla	165-Fla
2009	5	2	52	26.0	10.4	0	24-Fla	24-Fla
<b>Totals</b>	<b>30</b>	<b>45</b>	<b>1,133</b>	<b>25.2</b>	<b>37.8</b>	<b>0</b>	<b>78-Ark</b>	<b>165-Fla</b>

## 21 Austin Rogers

### RECEIVING

YEAR	G	REC	YARDS	AVG REC	AVG GAME	TD	LONG	HIGH YARDS
2005	9	1	18	18.0	2.0	0	18-MISS	18-Miss
2006	3	5	69	13.8	23.0	0	28-AF	69-AF
2007	14	56	624	11.1	44.6	4	32-UF	112-SM
2008	12	14	180	12.9	15.0	0	49-USC	72-SC
<b>Totals</b>	<b>38</b>	<b>76</b>	<b>891</b>	<b>11.7</b>	<b>23.4</b>	<b>4</b>	<b>49-USC</b>	<b>112-SM</b>

### PUNT RETURNS

YEAR	G	NO	YARDS	AVG RET	AVG GAME	TD	LONG	HIGH YARDS
2005	9	1	-3	--	--	0	--	--
2006	3	2	13	6.5	4.3	0	7-CAL	13-Cal
2007	14	1	6	6.0	0.4	0	6-CAL	6-Cal
2008	15	0	0	--	--	0	--	--
<b>Totals</b>	<b>38</b>	<b>4</b>	<b>16</b>	<b>4.0</b>	<b>0.4</b>	<b>0</b>	<b>7-CAL</b>	<b>13-Cal</b>

Rogers has two career rushes for 26 yards (career-long 26-yarder at Kentucky 2005).

Rogers has one career kickoff return for 12 yards (vs. Florida in 2006).

**83 Zach Rogers**

RUSHING

YEAR	G	ATT	NET YARDS	AVG ATT.	AVG GAME	TD	LONG	HIGH YARDS
2009	5	1	15	15.0	15.0	0	15-Ga	15-Ga

RECEIVING

YEAR	G	REC	YARDS	AVG REC	AVG GAME	TD	LONG	HIGH YARDS
2009	5	2	17	8.5	3.4	0	11-WKy	11-WKy

**17 Nick Stephens**

PASSING

YEAR	G	ATT-COMP	INT/TD	PCT	PASS YDS	AVG. GAME	QB RATE	TOT OFF	AVG. GAME	HI PASS YARDS
2008	7	130-63	3/4	48.5	840	120.0	108.28	790	112.9	208-Ga
2009	2	4-4	0/0	100.0	44	22.0	192.40	44	22.0	44-WKy
<b>Totals</b>	<b>9</b>	<b>134-67</b>	<b>3/4</b>	<b>50.0</b>	<b>884</b>	<b>98.2</b>	<b>110.78</b>	<b>834</b>	<b>92.7</b>	<b>208-Ga</b>

RUSHING

YEAR	G	ATT	NET YARDS	AVG ATT.	AVG GAME	TD	LONG	HIGH YARDS
2008	7	23	-50	--	--	0	18-MSU	17-MSU
2009	2	0	0	--	--	0	--	--
<b>Totals</b>	<b>9</b>	<b>23</b>	<b>-50</b>	<b>--</b>	<b>--</b>	<b>0</b>	<b>18-MSU</b>	<b>17-MSU</b>

**88 Luke Stocker**

RECEIVING

YEAR	G	REC	YARDS	AVG REC	AVG GAME	TD	LONG	HIGH YARDS
2007	14	4	11	2.8	0.8	1	6-Ull	6-Ull
2008	12	13	139	10.7	11.6	0	26-Ala	30-Ala
2009	6	10	147	14.7	24.5	2	40-Aub	68-Ga
<b>Totals</b>	<b>32</b>	<b>27</b>	<b>297</b>	<b>11.0</b>	<b>9.3</b>	<b>3</b>	<b>40-Aub</b>	<b>68-Ga</b>

**98 Rae Sykes**

DEFENSE

YEAR	G	UT	AT	TT	SACKS/YDS	TFL/YDS	FF	FR	PD	INT/YDS	HIGH TKLE
2009	1	0	0	0	0/0	0/0	0	0	0	0/0	--

**10 Marsalis Teague**

RECEIVING

YEAR	G	REC	YARDS	AVG REC	AVG GAME	TD	LONG	HIGH YARDS
2009	6	8	100	12.5	16.7	2	24-WKy	86-WKy

**52 Victor Thomas**

DEFENSE

YEAR	G	UT	AT	TT	SACKS/YDS	TFL/YDS	FF	FR	PD	INT/YDS	HIGH TKLE
2007	2	0	1	1	0.5/3	0.5/3	0	0	0	0/0	1-Ull
2008	7	0	0	0	0/0	0/0	0	0	0	0/0	--
2009	4	0	1	1	0/0	0/0	0	0	0	0/0	1-UCLA
<b>Totals</b>	<b>13</b>	<b>0</b>	<b>2</b>	<b>2</b>	<b>0.5/3</b>	<b>0.5/3</b>	<b>0</b>	<b>0</b>	<b>0</b>	<b>0/0</b>	<b>1-2x</b>

**42 LaMarcus Thompson**

DEFENSE

YEAR	G	UT	AT	TT	SACKS/YDS	TFL/YDS	FF	FR	PD	INT/YDS	HIGH TKLE
2007	14	5	5	10	0/0	0/0	0	0	0	0/0	2-3x
2008	12	5	5	10	0/0	0/0	1	0	0	0/0	3-MSU
2009	5	16	4	20	1/9	5/29	1	1/0	0	0/0	7-Fla
<b>Totals</b>	<b>31</b>	<b>26</b>	<b>14</b>	<b>40</b>	<b>1/9</b>	<b>5/29</b>	<b>2</b>	<b>1/0</b>	<b>0</b>	<b>0/0</b>	<b>7-Fla</b>

**9 Daryl Vereen**

DEFENSE

YEAR	G	UT	AT	TT	SACKS/YDS	TFL/YDS	FF	FR	PD	INT/YDS	HIGH TKLE
2008	7	0	3	3	0/0	0/0	0	0	0	0/0	1-3x
2009	5	1	0	1	0/0	0/0	0	0	0	0/0	1-UCLA
<b>Totals</b>	<b>12</b>	<b>1</b>	<b>3</b>	<b>4</b>	<b>0/0</b>	<b>0/0</b>	<b>0</b>	<b>0</b>	<b>0</b>	<b>0/0</b>	<b>1-4x</b>

**13 Brent Vinson**

DEFENSE

YEAR	G	UT	AT	TT	SACKS/YDS	TFL/YDS	FF	FR	PD	INT/YDS	HIGH TKLE
2007	14	29	8	37	0/0	0/0	0	0	8	1/0	7-Ala
2008	8	6	7	13	0/0	1/4	0	0	2	1/69	5-Ga
2009	4	5	2	7	0/0	0/0	0	0	2	1/7	4-Ohio
<b>Totals</b>	<b>26</b>	<b>40</b>	<b>17</b>	<b>57</b>	<b>0/0</b>	<b>1/4</b>	<b>0</b>	<b>0</b>	<b>12</b>	<b>3/76</b>	<b>7-Ala</b>

Vinson has one career rush for minus-9 yards at Florida in 2007.

**84 Chris Walker**

DEFENSE

YEAR	G	UT	AT	TT	SACKS/YDS	TFL/YDS	FF	FR	PD	INT/YDS	HIGH TKLE
2007	14	2	1	3	0/0	0/0	0	0	0	0/0	3-Ull
2008	11	13	2	15	3/19	4/22	2	0	0	0/0	4-Van
2009	6	10	11	21	4/29	5.5/33	1	0	1	2/7	7-Fla
<b>Totals</b>	<b>31</b>	<b>25</b>	<b>14</b>	<b>39</b>	<b>7/48</b>	<b>9.5/55</b>	<b>3</b>	<b>0</b>	<b>1</b>	<b>2/7</b>	<b>7-Fla</b>

**55 Dan Williams**

DEFENSE

YEAR	G	UT	AT	TT	SACKS/YDS	TFL/YDS	FF	FR	PD	INT/YDS	HIGH TKLE
2006	6	1	1	2	1/1	1/1	0	0	0	0/0	1-2x
2007	14	19	21	40	2/18	6.5/31	0	0	0	0/0	6-2x
2008	12	23	25	48	1.5/7	8.5/19	0	0	1	0/0	8-Aub
2009	6	12	17	29	0/0	2/1	0	0	0	0/0	8-UCLA
<b>Totals</b>	<b>38</b>	<b>55</b>	<b>64</b>	<b>119</b>	<b>4.5/26</b>	<b>18/52</b>	<b>0</b>	<b>0</b>	<b>1</b>	<b>0/0</b>	<b>8-2x</b>

**57 Gerald Williams**

DEFENSE

YEAR	G	UT	AT	TT	SACKS/YDS	TFL/YDS	FF	FR	PD	INT/YDS	HIGH TKLE
2008	10	8	4	12	0/0	0.5/2	0	0	1	0/0	5-SC
2009	6	7	5	12	0/0	0.5/3	0	1/0	3	0/0	4-Aub
<b>Totals</b>	<b>16</b>	<b>15</b>	<b>9</b>	<b>24</b>	<b>0/0</b>	<b>1/5</b>	<b>0</b>	<b>1/0</b>	<b>4</b>	<b>0/0</b>	<b>5-SC</b>

# The Last Time Tennessee...

## INDIVIDUAL

### Rushed for 100 yards

140, Montario Hardesty vs. Ohio, 9/26/09

### Rushed for 200 yards

223, Arian Foster vs. Vanderbilt, 11/19/05

### Rushed for 250 yards

294, Chuck Webb vs. Mississippi, 11/18/89

### Passed for 200 yards

310, Jonathan Crompton vs. Georgia, 10/10/09

### Passed for 300 yards

310, Jonathan Crompton vs. Georgia, 10/10/09

### Passed for 400 yards

408, Peyton Manning vs. Northwestern (Citrus Bowl), 1/1/97

### Passed for 500 yards

523, Peyton Manning at Kentucky, 11/22/97

### Had 100 yards receiving

105, Gerald Jones vs. Georgia, 10/10/09

### Had 150 yards receiving

186, Lucas Taylor at Mississippi State, 10/13/07

### Had 200 yards receiving

256, Kelley Washington vs. LSU, 9/29/01

### Returned a kickoff for a touchdown

44, Bret Smith at South Carolina, 10/30/04 (onside kick)

### Returned a punt for a touchdown

53, Mark Jones vs. Vanderbilt, 11/22/03

### Returned a blocked punt for a touchdown

20, Antonio Wardlow vs. Louisiana-Lafayette, 11/3/07

### Returned a blocked field goal for a touchdown

90, Tyrone Hines vs. South Carolina, 10/28/95

### Returned a pass interception for a touchdown

7, Chris Walker vs. Ohio, 9/26/09

### Returned a fumble for a touchdown

18, Parys Haralson vs. Alabama, 10/23/04

### Returned an extra point for a score

97, Floyd Miley vs. Mississippi (at Memphis), 11/17/90 (blocked kick return)

### Returned a kickoff 100 yards

Leonard Scott vs. Georgia, 10/9/98

### Returned a punt at least 75 yards

86, Terry Fair vs. Arkansas, 11/16/96 (touchdown)

### Rushed for three touchdowns

3, Arian Foster vs. Georgia, 10/6/07

### Threw three touchdown passes

4, Jonathan Crompton vs. Georgia, 10/10/09

### Caught three touchdown passes

3, Chris Hannon vs. Mississippi State, 11/15/03

### Made three field goals

4, Daniel Lincoln at Mississippi State, 10/13/07

### Had an 80-yard run

87, LaMarcus Coker at Vanderbilt, 11/18/06

### Had an 80-yard pass completion

84, Erik Ainge to Robert Meachem at Memphis, 9/30/06

### Had 20 tackles

21, Tom Fisher at Auburn (in Birmingham), 9/26/64

### Recorded three sacks

3, Jerod Mayo vs. California, 9/2/06

### Forced two fumbles

2, DeAngelo Willingham vs. South Carolina, 10/27/07

### Intercepted two passes

2, Eric Berry vs. Arkansas, 11/10/07

### Intercepted three passes

3, Deon Grant vs. Auburn 10/2/99

### Made a 50-yard field goal

51, James Wilhoit vs. Florida, 9/16/06

## TEAM

### Shut out an opponent

48-0 vs. Vanderbilt, 11/22/03

### Shut out consecutive opponents

at Vanderbilt and vs. Kentucky, 11/23-30/02 (both scores were 24-0)

### Rushed for more than 300 yards

380, vs. Western Kentucky, 9/5/09 (44 attempts)

### Rushed for more than 400 yards

406, vs. Vanderbilt, 11/26/94 (60 attempts)

### Passed for more than 300 yards

310, vs. Georgia, 10/10/09 (20-of-27)

### Had more than 600 yards total offense

657, vs. Western Kentucky, 9/5/09 (380 rushing, 277 passing)

### Scored 50 points

63, vs. Western Kentucky, 9/5/09 (Score: 63-7)

### Scored 60 points

63, vs. Western Kentucky, 9/5/09 (Score: 63-7)

### Scored 70 points

70, vs. Louisiana-Monroe, 9/23/00 (Score: 70-3)

### Failed to rush for 100 yards

34, at South Carolina, 11/1/08 (28 attempts)

### Failed to pass for 100 yards

93, vs. Florida, 9/19/09 (11-of-19)

### Held opponent to fewer than 100 yards rushing

89, vs. Georgia, 10/10/09 (22 attempts)

### Held opponent to fewer than 100 yards passing

49, vs. Western Kentucky, 9/5/09 (9-of-16)

### Held opponent to fewer than 100 yards total offense

83, vs. Western Kentucky, 9/5/09 (34 rushing, 49 passing)

### Held opponent without a touchdown

vs. Mississippi State, 10/18/08 (Score: Tennessee 34-3)

### Failed to get a first down

vs. Auburn, 9/27/58 (Score: Auburn 13-0)

### Scored a safety

vs. UCLA, 9/12/09 (Dennis Rogan tackled Kevin Prince in end zone)

### Committed no turnovers

vs. Kentucky, 11/29/08

### Committed no penalties

vs. LSU (in Atlanta, SEC Championship Game), 12/1/07

### Never had to punt

vs. Western Kentucky, 9/5/09 (15 offensive possessions in 63-7 win)

### Blocked a punt

vs. Alabama, 10/25/08 (Montario Hardesty)

### Blocked a field goal

at Kentucky (second overtime), 11/24/07 (Dan Williams)

### Faked a punt

at Florida, 9/17/05 (Britton Colquitt pass incomplete to Inquoris Johnson)

### Faked a punt successfully for first down

at Mississippi, 10/16/04 (Dustin Colquitt 19 pass to Chris Hannon)

### Faked a field goal

vs. Arkansas, 11/11/00 (Seth Reagan 2 run for touchdown)

### Attempted a 2-point conversion

at South Carolina, 11/1/08 (Nick Stephens run failed)

### Successfully attempted a 2-point conversion

at Kentucky, 11/24/07 (Erik Ainge pass to Austin Rogers in fourth overtime)

### Two players with 100 yards rushing

Montario Hardesty (160) and Bryce Brown (104) vs. Western Kentucky, 9/5/09

### Three players with 100 yards rushing

J.Stewart (145), A.Hayden (115) & M.Phillips (107) vs. Vanderbilt, 11/30/91

### Two players with 100 yards passing

Erik Ainge (149) and Rick Clausen (120) vs. Notre Dame, 11/6/04

### Two players with 100 yards receiving

Lucas Taylor (118) and Austin Rogers (112) vs. Southern Mississippi, 9/8/07

### Played an overtime game

at UCLA, 9/1/08 (Score: UCLA 27-24 OT)

### Lost an overtime game

at UCLA, 9/1/08 (Score: UCLA 27-24 OT)

### Beat ranked opponent

vs. No. 18 Wisconsin (Outback Bowl), 1/1/08 (Score: Tennessee 21-17)

### Beat team ranked in top 15

vs. No. 15 South Carolina, 10/27/07 (Score: Tennessee 27-24 OT)

### Beat team ranked in top five

at No. 4 LSU, 9/26/05 (Score: Tennessee 30-27 OT)

## INDIVIDUAL

### Rushed for 100 yards

135, Ben Tate, Auburn, 10/3/09 (25 carries)

### Rushed for 200 yards

206, Ahman Green, Nebraska (Orange Bowl), 1/2/98 (29 carries)

### Rushed for 250 yards

Never

### Passed for 200 yards

235, Chris Todd, Auburn, 10/3/09

### Passed for 300 yards

319, Theo Scott, Ohio, 9/26/09

### Passed for 400 yards

430, Andre' Woodson, at Kentucky, 11/24/07 (four overtimes)

### Passed for 500 yards

Never

### Had 100 yards receiving

103, Julio Jones, Alabama, 10/25/08

### Had 150 yards receiving

151, Kenny McKinley, South Carolina, 10/27/07

### Had 200 yards receiving

222, Clarence Sevellian, at Vanderbilt, 11/28/92

### Returned a kickoff for a touchdown

100, Brandon Boykin, Georgia, 10/10/09

### Returned a punt for a touchdown

78, Brandon James, Florida, 9/20/08

### Returned a blocked punt for a touchdown

17, Sean Westgate, at UCLA, 9/1/08

### Returned a pass interception for a touchdown

28, Baccari Rambo, Georgia, 10/10/09

### Returned a fumble for a touchdown

0, Jake Ricks, at Auburn, 9/27/08 (recovered in end zone)

### Returned an extra point for a score

Quinton Reese, Auburn (SEC Championship), 12/6/97 (yardage not recorded)

### Returned a kickoff 100 yards

Brandon Boykin, Georgia, 10/10/09

### Returned a punt at least 75 yards

78, Brandon James, Florida, 9/20/08 (touchdown)

### Rushed for three touchdowns

Scott Frost, Nebraska (Orange Bowl), 1/2/98

### Threw three touchdown passes

6, Andre' Woodson, at Kentucky, 11/24/07

### Caught three touchdown passes

3, Josh Reed, at LSU, 9/30/00 (overtime)

### Made three field goals

4, Wes Byrum, Auburn, 10/3/09

### Had an 80-yard run

80, David Fair, Mississippi State, 9/12/87

### Had an 80-yard pass completion

81, Chris Leak to Chad Jackson, Florida, 9/18/04

### Recorded three sacks

5, Alex Brown, at Florida, 9/18/99

### Intercepted two passes

2, Kareem Jackson, at Alabama, 10/20/07

### Made a 50-yard field goal

52, Blair Walsh, Georgia, 10/10/09

## TEAM

### Shut out Tennessee

31-0, Florida, 9/17/94

### Shut out Tennessee in consecutive games

at Kentucky and vs. Vanderbilt, 11/19-26/59 (Scores: 20-0, 14-0)

### Rushed for more than 300 yards

321, Nebraska (Fiesta Bowl), 1/2/00

### Rushed for more than 400 yards

409, Nebraska (Orange Bowl), 1/2/98

### Passed for more than 300 yards

319, Ohio, 9/26/09 (30-of-52)

### Had more than 600 yards total offense

634, at Kentucky, 11/22/97 (four overtimes)

### Scored 50 points

50, Kentucky, 11/24/07 (Score: Tennessee 52-50, 4OT)

### Scored 60 points

62, Florida, 11/16/95 (Score: Florida 62-37)

### Scored 70 points

70, Trinity (present-day Duke), 11/4/1893 (Score: Trinity 70-0)

### Failed to rush for 100 yards

89, Georgia, 10/10/09 (22 attempts)

### Failed to pass for 100 yards

49, Western Kentucky, 9/5/09 (9-of-16)

### Held Tennessee to fewer than 100 yards rushing

34, at South Carolina, 11/1/08 (28 attempts)

### Held Tennessee to fewer than 100 yards passing

93, vs. Florida, 9/19/09 (11-of-19)

### Held Tennessee to fewer than 100 yards total offense

59, vs. Alabama, 10/18/80

### Held Tennessee without a touchdown

at Alabama, 10/22/05 (Score: Alabama 6-3)

### Scored a safety

Georgia, 10/10/09 (Chad Cunningham punt blocked through end zone)

### Blocked a punt

Georgia, 10/10/09 (Zach Renner)

### Returned a blocked punt for a touchdown

17, at UCLA, 9/1/08 (Sean Westgate)

### Blocked a field goal

Wisconsin (Outback Bowl), 1/1/08 (Elijah Hodge)

### Blocked two field goals

Colorado (at Anaheim, Calif.), 8/26/90 (Pigskin Classic)

### Returned punt and kickoff for touchdown in same game

at Georgia, 10/7/06 (Mikey Henderson 86 punt return; Thomas Brown 99 kickoff return)

### Faked a punt

LSU (SEC Championship Game), 12/1/07 (Patrick Fisher 9 pass to Quinn Johnson)

### Faked a punt successfully for first down

LSU (SEC Championship Game), 12/1/07 (Patrick Fisher 9 pass to Quinn Johnson)

### Attempted a 2-point conversion

Alabama, 10/25/08 (John Parker Wilson pass incomplete)

### Successfully attempted a 2-point conversion

LSU (SEC Championship Game), 12/1/07 (Ryan Perrilloux run)

### Two players with 100 yards rushing

Arkansas, James Rouse (134) and Barry Foster (103), 1/1/90 (Cotton Bowl)

### Three players with 100 yards rushing

Mississippi, P.Hofer (119), J.Reed (115), M.Sweet (103), 11/15/75

### Two players with 100 yards passing

Florida, Jesse Palmer (210) and Doug Johnson (199), 9/19/98 (overtime)

### Two players with 100 yards receiving

Kentucky, Rafael Little (108) and Jacob Tamme (104), 11/24/07 (four overtimes)

### Played an overtime game

UCLA, 9/1/08 (Score: UCLA 27-24 OT)

### Won an overtime game

UCLA, 9/1/08 (Score: UCLA 27-24 OT)

### Beat a ranked Tennessee team

UCLA, 9/1/08 (Score: UCLA 27, No. 18 UT 24 OT)

### Beat a Tennessee team ranked in the top 15

LSU (SEC Championship Game), 12/1/07 (Score: LSU 21, No. 14 UT 14)

### Beat a Tennessee team ranked in the top five

Florida, 9/17/05 (Score: Florida 16, No. 4 UT 7)